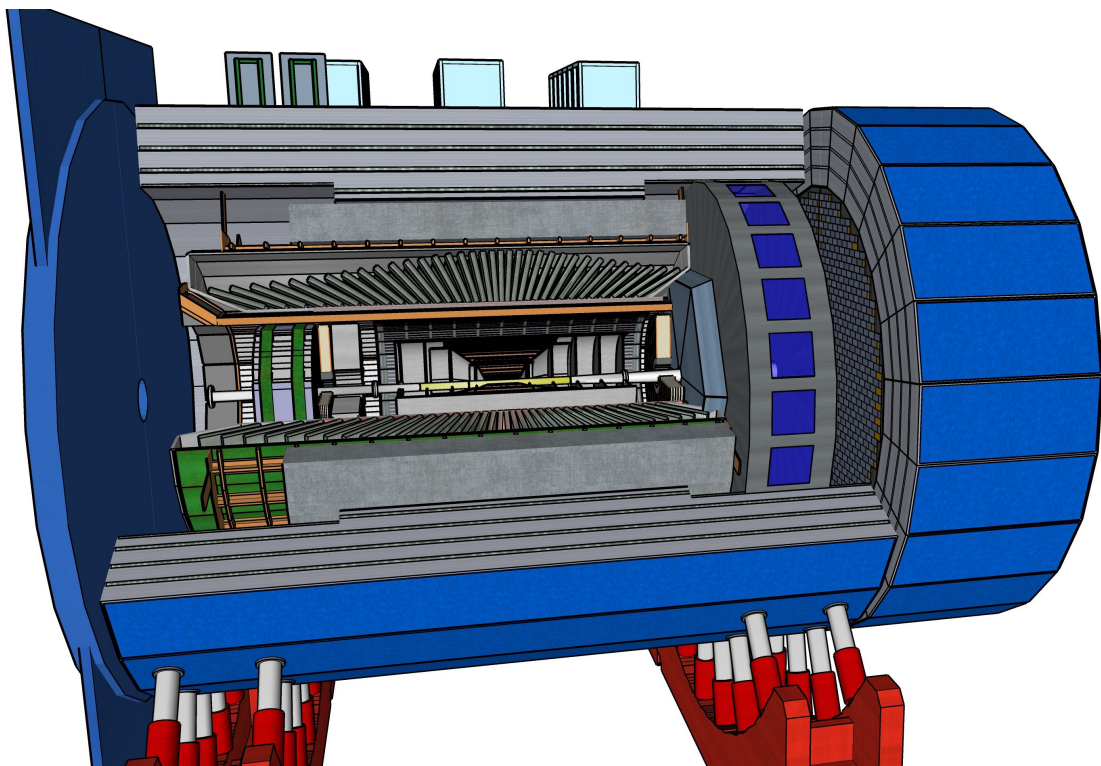




ECCE Sensitivity Studies for Single Hadron Transverse Single Spin Asymmetry Measurements

April 11, 2022





ecce-paper-phys-2022-08

v0.0

April 11, 2022

ECCE Sensitivity Studies for Single Hadron Transverse Single Spin Asymmetry Measurements

ECCE consortium*

Abstract

We performed feasibility studies for various single transverse spin measurements that are related to the Sivers effect, transversity and the tensor charge, and the Collins fragmentation function. The processes studied include semi-inclusive Deep inelastic scattering (SIDIS) where single hadrons (pions and kaons) were detected in addition to the scattered DIS lepton. The data were obtained in PYTHIA6 and GEANT4 simulated e+p collisions at 18 GeV on 275 GeV, 18 on 100, 10 on 100, and 5 on 41 that use the ECCE detector configuration. Typical DIS kinematics were selected, most notably $Q^2 > 1 \text{ GeV}^2$, and cover the x range from 10^{-4} to 1. The single hadron asymmetries were extracted as a function of x and Q^2 , as well as the semi-inclusive variables z , which corresponds to the momentum fraction the detected hadron carries relative to the struck parton and P_T , which corresponds to the transverse momentum of the detected hadron relative to the virtual photon. They are obtained in azimuthal moments in combinations of the azimuthal angles of the hadron transverse momentum and transverse spin of the nucleon relative to the lepton scattering plane. In order to extract asymmetries, the initially unpolarized MonteCarlo was re-weighted in the true kinematic variables, hadron types and parton flavors based on global fits of fixed target SIDIS experiments and e^+e^- annihilation data. The expected statistical precision of such measurements is extrapolated to 10 fb^{-1} and potential systematic uncertainties are approximated given the deviations between true and reconstructed yields. Similar neutron information is obtained by comparing the ECCE e+p pseudo-data with the

*Authors are listed at the end of this paper

same from the EIC Yellow report and scaling the corresponding Yellow report $e+^3\text{He}$ pseudo-data uncertainties accordingly. The impact on the knowledge of the Sivers functions, transversity and tensor charges, and the Collins function has then been evaluated in the same phenomenological extractions as in the Yellow report. The impact is found to be comparable to that obtained with the parameterized Yellow report detector and shows that the ECCE detector configuration can fulfill the physics goals on these quantities.

Contents

1	Introduction	1
2	Data selection	2
3	General (SI)DIS kinematics, requirements	4
4	Asymmetry reweighting	7
5	Reconstructed Asymmetries in relation to detector effects	8
5.1	Asymmetry extraction	8
5.2	Reconstructed asymmetries	8
6	Projected asymmetries and estimate of systematic uncertainties	14
6.1	Projected neutron pseudo-data	16
6.2	Q^2 dependence of asymmetries	22
7	Impact studies on Transversity, Sivers function and Collins function	25
7.1	Sivers function measurements:	25
7.2	Collins-function-based transversity measurements:	25
8	Outlook of further studies	26

1 Introduction

Transverse single spin asymmetries have been the key to access the transverse momentum structure of the nucleon in the past. Both of the most famous effects, the Sivers [1] effect and the Collins [2] effect were initially suggested to describe the nonzero single spin asymmetries that were seen for pions by the E704 experiment in fixed-target proton-proton collisions [3]. While in the end not directly applicable to those processes, single spin asymmetries of semi-inclusive processes did provide indications of nonzero asymmetries and both of these effects were clearly identified by the HERMES experiment in 2004[4]. Since then these results have been confirmed in more detail by HERMES [5], COMPASS [6, 7], JLAB [8], as well as various e^+e^- results [9, 10, 11, 12].

Apart from various related functions these two effects provide some of the main information to spin-orbit effects of the nucleon. The Sivers function describes the correlation between the transverse spin of the nucleon and the transverse momentum of a parton within it. With the expected statistics and energy range of the EIC, the precise transverse and longitudinal momentum dependent distributions of not only valence but also sea quarks and gluons can be extracted. At present only up and down quark Sivers functions are known in the valence region but with rather large uncertainties, particularly in the transverse momentum. Closely related with it is the scale dependence of the corresponding single spin asymmetries that is at present poorly known due to the fact that only fixed-target experimental data is available with very similar scales. Unlike the collinear case where at not too small momentum fractions x , the well-known DGLAP [13, 14, 15] evolution is applicable, TMD evolution, especially at low scales again relies on non-perturbative parts that are currently mostly unknown. This TMD evolution uncertainty is also aimed to be fixed based on the EIC data by both unpolarized and polarized TMD measurements. While it is a common misconception that the nonzero single spin asymmetries may disappear at higher scales, in all existing fits of TMD evolution effects, a logarithmic scale dependence is seen that could reduce the overall size of the asymmetries. In some of the fits the asymmetries are expected to reduce from 5-10 % in the valence region to a few % at the highest scales achievable at the EIC [16], where for example low-scale asymmetries of only 1-2 % would decrease to the sub-percent level. As such, it is important for any EIC experiment to be able to reconstruct such asymmetries with both statistical and systematic precision below the one % level over a large kinematic range in a fine enough binning.

The Collins effect [2] relates the chiral-odd quark transversity distribution [17], that is the basis for the tensor charge, with a polarized fragmentation function, the Collins fragmentation function. It correlates the transverse spin of a fragmenting parton with the azimuthal yield of final-state hadrons around the axis of this parton. Unlike the Sivers function, that can be accessed with an unpolarized fragmentation function, the fact that the fragmentation function is also polarized and chiral-odd makes the transversity extraction more difficult. Nevertheless, access to only the Collins FF has been obtained from e^+e^- annihilation measurements, initially by Belle [9, 10] and later by BABAR [11] and BES3[12]. Using this information together with the SIDIS data from HERMES, COMPASS and JLAB,

various transversity extractions have been performed, although they predominantly rely on only valence flavors so far. Recently, also single-hadron single spin asymmetries from hadronic collisions were included in an even broader fit [18]. The interest of the tensor charges stems from the fact, that various interactions beyond the standard model may be also a tensor type of interaction [19]. As at the same time Lattice QCD calculations argue to be already fairly reliable on the calculation of the tensor charge, any discrepancies between measurement and Lattice results could indicate BSM effects. Although the tensor charges are expected to be more of a valence quark effect (due the the charges being defined as the difference of quark and antiquark transversities), fixed target measurements will not be able to perform the integral over large enough of an x range to satisfactorily extract the charges, but the EIC can [20]. Also here the scale dependence is of interest as well as accessing the sea quark transversity distributions.

2 Data selection

The simulated data were obtained using the pythiaRHIC implementation of PYTHIA6 [21] with the same settings and events that were also used in the SIDIS studies of the EIC Yellow report [22]. It should be noted that for these studies no dedicated radiative effects were generated other than what is already included in PYTHIA. These effects are likely very relevant, especially at large y but are common to all EIC detector proposals and were therefore not studied here. The generated data, in its eic-smear format, was then run through a GEANT4 simulation of ECCE that contains all the relevant tracking detectors and calorimeters, as well as some of the support material, magnet yoke, the PID detectors, etc., c.f. [23]. The PID information in these simulations came from a parametrization based on the rapidity and momentum dependent PID resolutions that can be expected for the various PID subsystems.

The data was obtained at the energy combinations that are summarized in Table 1 where the simulations were separated into low Q^2 data and higher Q^2 data in order to still obtain reasonable statistics at the lower cross sections at higher Q^2 . Unlike in the Yellow report, no dedicated $e+^3\text{He}$ simulations were run and instead for the impact studies the yellow report uncertainties were rescaled based on the ECCE $e+p$ simulations. As can be seen from these luminosities, especially at low Q^2 the accumulated data is still far below the level of statistics to be expected from the EIC. Nevertheless the statistics are large enough to evaluate the statistical uncertainties that can be expected. At the higher $Q^2 > 100 \text{ GeV}^2$ range, the luminosities are generally larger which in turn compensates for the lower cross sections and event rates expected there.

Energy	Q^2 range	events	Luminosity (fb^{-1})
18x275	1 - 100	38.71M	0.044
	> 100	3.81M	1.232
18x100	1 - 100	14.92M	0.022
	> 100	3.72M	2.147
10x100	1 - 100	39.02M	0.067
	> 100	1.89M	1.631
5x41	1 - 100	39.18M	0.123
	> 100	0.96M	5.944

Table 1: MC statistics and luminosities used for the Single spin asymmetry simulations. Part of the lower Q^2 range data was obtained from simulations without upper Q^2 cut.

3 General (SI)DIS kinematics, requirements

As with all deeply inelastic scattering events the typical requirements on DIS kinematics are considered. The most important one is on the scale of the process by having a lower limit on the squared momentum transfer from the lepton to the nucleon, $Q^2 > 1 \text{ GeV}^2$. Additionally, also the invariant mass of the hadronic final state is supposed to be above the main nucleon resonances which is ensured with $W^2 > 10 \text{ GeV}^2$. Further requirements are made on the inelasticity to be $0.01 < y < 0.95$ where the lower criterion is motivated by the large smearing in the scattered lepton DIS kinematic reconstruction method and the upper limit is motivated by the large increase in radiative effects close to unity.

For these studies the DIS kinematics are obtained by using the reconstructed scattered lepton. It was found that for most of the kinematic range the lepton method is reliable enough to obtain the relevant single spin asymmetries. Particularly at higher scales, the double angle and Jaquet-Blondel methods may help the resolutions and thus improve the systematic uncertainties even further. Additionally, using only the hadronic final state as in the JB method, one can make use also of charged-current reactions that provide even further flavor separation via the weak interaction. These topics are of additional interest and need to be studied in greater detail at a later time.

In addition to the scattered lepton, at least one final-state hadron has to be detected in the main ECCE detector system ($|\eta| < 3.5$) that has been identified as either charged pion or kaon. While the particle identification within the ECCE detector will not be perfect over the whole range, for the single spin asymmetry studies we assumed that the PID efficiencies will be known well enough to be reliably unfolded.

For this analysis a multi-dimensional binning in x , Q^2 , z and P_T consisting of nominally $12 \times 8 \times 12 \times 12$ bins has been selected where typically bins are combined for displaying purposes but for global fits this fine binning is used directly. The bin boundaries are given in Table 2. z which is roughly the momentum fraction of the struck parton a hadron carries is defined as:

$$z = \frac{p \cdot P_h}{p \cdot q} \quad , \quad (1)$$

where p is the four-momentum of the incoming nucleon, P_h that of the detected hadron and q is the momentum transfer. P_T is the transverse momentum of the final-state hadron relative to the virtual photon direction in the frame where the incoming nucleon is at rest.

Additionally, in each kinematic bin, the events are put into a two-dimensional histogram in the two azimuthal angles ϕ_S and ϕ_h with 16 equidistant bins in each dimension. Keeping both dimensions separated instead of directly using the angular combinations relevant to one particular azimuthal moment reduces the amount of uncertainties that can be introduced by smearing and reconstruction effects.

The two azimuthal angles are again defined around the virtual photon axis in the nucleon rest frame between the lepton scattering plane and either the transverse momentum of

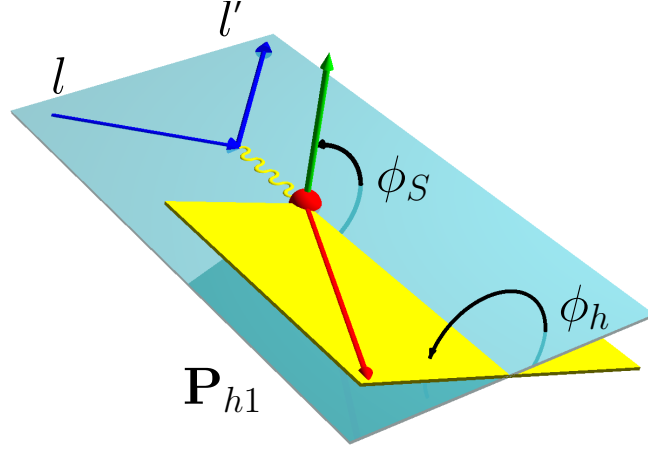


Figure 1: Azimuthal angles ϕ_h of the final state hadron (\mathbf{P}_h , red arrow) and ϕ_S of the transverse nucleon spin direction (green arrow) in the lepton scattering plane around the virtual photon.

the final-state hadron (ϕ_h) or the transverse spin direction of the incoming nucleon (ϕ_S), as shown in Fig. 1.

Kinematic variable	Bin boundaries
x	$1.0 \times 10^{-4}, 2.154 \times 10^{-4}, 4.641 \times 10^{-4},$ $1.0 \times 10^{-3}, 2.154 \times 10^{-3}, 4.641 \times 10^{-3},$ $1.0 \times 10^{-2}, 2.154 \times 10^{-2}, 4.641 \times 10^{-2},$ $1.0 \times 10^{-1}, 2.154 \times 10^{-1}, 4.641 \times 10^{-1},$ 1.0×10^0
Q^2	$1.0 \times 10^0, 3.162 \times 10^0,$ $1.0 \times 10^1, 3.162 \times 10^1,$ $1.0 \times 10^2, 3.162 \times 10^2,$ $1.0 \times 10^3, 3.162 \times 10^3,$ 1.0×10^4
z	0, 0.05, 0.1, 0.15, 0.2, 0.3, 0.4, 0.5, 0.6, 0.7, 0.8, 0.9, 1.0
P_T	0, 0.05, 0.1, 0.2, 0.3, 0.5, 0.7, 0.9, 1.2, 1.5, 1.8, 2.4, 4.0

Table 2: Kinematic bin boundaries in the main 4-dimensional binning used for the single spin asymmetry evaluation.

4 Asymmetry reweighting

All suitable events are reweighted based on the global fits of the SIDIS and e^+e^- data that were extracted by the Torino group [24, 25] for Sivers and Collins asymmetries, respectively.

The weights were generated based on the true x , Q^2 , z , P_T , ϕ_S , ϕ_h and the true parton flavors and hadron IDs. In the provided code, (see [26]) the structure functions for both Sivers moment (proportional to a $\sin(\phi_h - \phi_S)$ moment), Collins moment (proportional to a $\sin(\phi_h + \phi_S)$ moment) and unpolarized TMDs were extracted for each event to obtain that event's weight when filling the reconstructed distributions. As this global fit is a leading order fit, the momenta, kinematics and flavors of the MC could be directly applied. Last, spin effects were applied by randomly assigning events to either spin up or spin down proton states where the spin-down weights had an additional phase of π added to invert the sign of each moment in accordance with the proton spin pointing downward instead of upward.

At the time of this global fit, not all parton flavors and hadron types were included. Generally sea quark flavors were not present in either polarized structure functions (and hence the asymmetry weights were set to unity), as were the gluons for the Sivers function (and trivially not present for transversity). Furthermore also kaons were not implemented for Collins asymmetries so also their weights were identical to unity.

As all parameterizations were based on the unpolarized distribution or fragmentation counter parts, the same unpolarized functions had to be used in the re-weighting as well, namely GRV98 [27] for the distributions and DSS07[28] for the fragmentation functions. Those enter directly when calculating the polarized and unpolarized structure functions discussed above.

5 Reconstructed Asymmetries in relation to detector effects

5.1 Asymmetry extraction

In each kinematic bin (or for projections after combining various bins) the single spin asymmetries are calculated similar to a real experiment using the formula:

$$A_{UT}(\phi_S, \phi_h) = \frac{N^+(\phi_S, \phi_h) - N^-(\phi_S, \phi_h)}{N^+(\phi_S, \phi_h) + N^-(\phi_S, \phi_h)} \quad , \quad (2)$$

where \pm indicate the two artificially created spin states and N corresponds to the number of events in that state, kinematic and angular bin. This procedure is performed for both events in all the true kinematics as well as all the reconstructed kinematics.

The corresponding Sivers and Collins asymmetries are then fit simultaneously in a two-dimensional fit that is given by:

$$F(\phi_S, \phi_h) = A_{COL} \sin(\phi_h + \phi_S) + A_{SIV} \sin(\phi_h - \phi_S) \quad . \quad (3)$$

It is important to fit both moments simultaneously in a two-dimensional fit instead of performing one-dimensional fits in the projections as those may in principle suffer when the acceptance is not perfect.

However, examples of these one-dimensionally projected results are displayed in selected kinematic bins in Fig. 2 for the Sivers moments, and in Fig. 3 for the Collins moments. These figures are only for visualization purposes since they use these simplified one-dimensional azimuthal binnings. Their fits are displayed as well in that figure, but it should be noted, that those are not directly used for the physics results and impact studies as these one-dimensional projections are more prone to mis-reconstruct the actual asymmetries.

5.2 Reconstructed asymmetries

The reconstructed asymmetries are shown in various projections of fractional energy and transverse momentum for the true and the reconstructed values. One can see the projections for charged pions where 2 z bins and all transverse momentum bins were combined in Fig. 4 and Fig. 5 for the highest collision energies and similarly in Figs. 6 and 7 for the lowest energies. At both energies one can clearly see the nonzero asymmetries at higher x and the different signs for positive and negative Collins asymmetries that arise from the different signs of the favored and disfavored Collins functions, together with the different signs of up and down quark transversity distributions. At lower x all asymmetries are consistent with zero as the parameterizations so far lack the sea quark TMDs and also the valence quark TMDs are parametrized to be small.

In the Sivers asymmetries the positive pions are again showing positive asymmetries at larger x , in accordance with the fixed target SIDIS results. In the case of negative

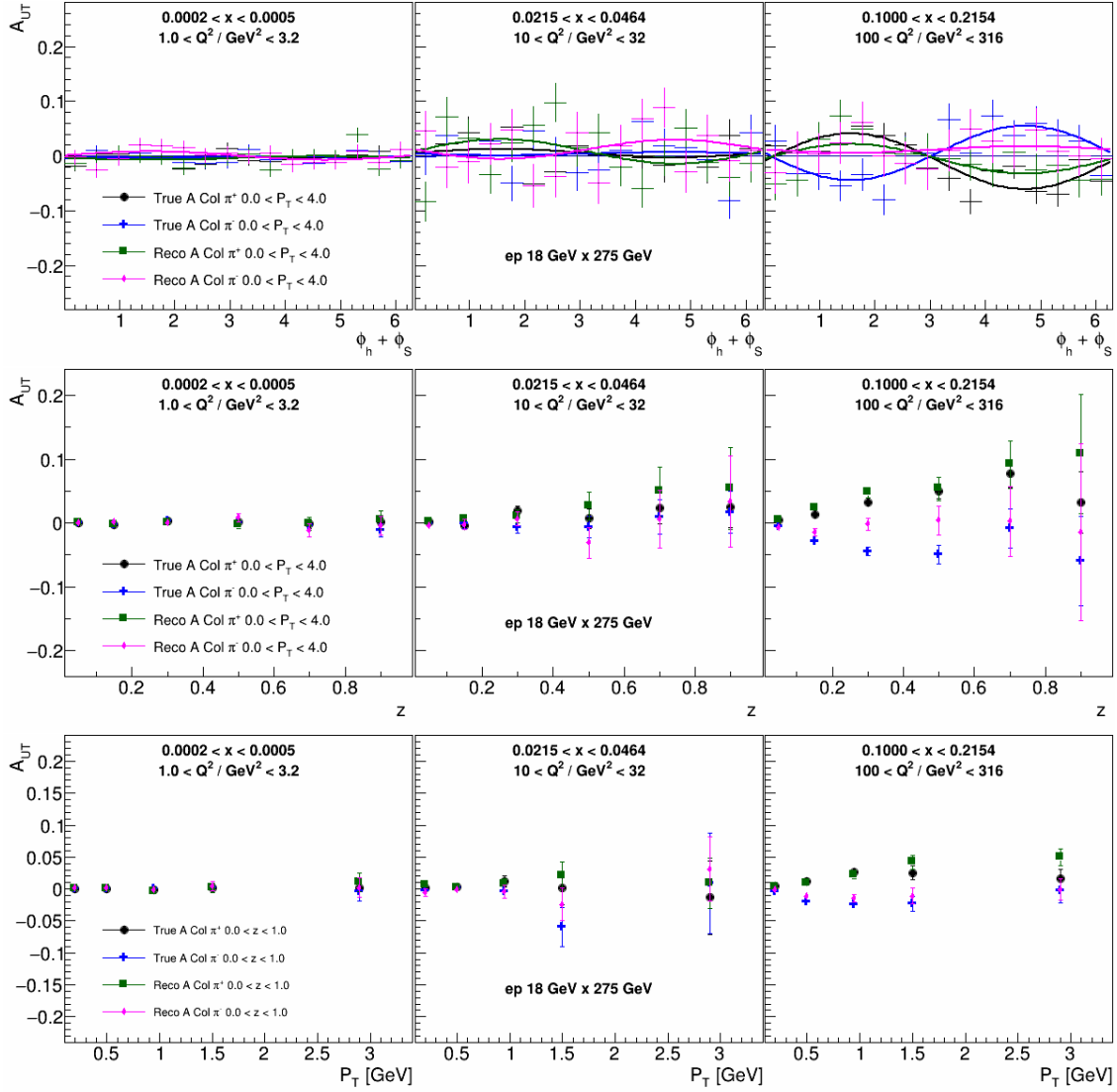


Figure 2: Top: One-dimensional azimuthal asymmetry projection for the Collins type modulation as a function of the angular combination $\phi_h + \phi_S$ are shown for the specified x , Q^2 bins, integrated over transverse momentum and in an intermediate z bin for 18x275 GeV collisions. True and reconstructed data shown for positive pions (black and green respectively) and negative pions (blue and magenta, respectively). The fits to the sine modulations are displayed as well in the corresponding colors. Middle: Extracted Collins-type asymmetries in the same x and Q^2 bins, integrated over P_T and displayed as a function of z . Bottom: : Extracted Collins-type asymmetries in the same x and Q^2 bins, integrated over z and displayed as a function of P_T .

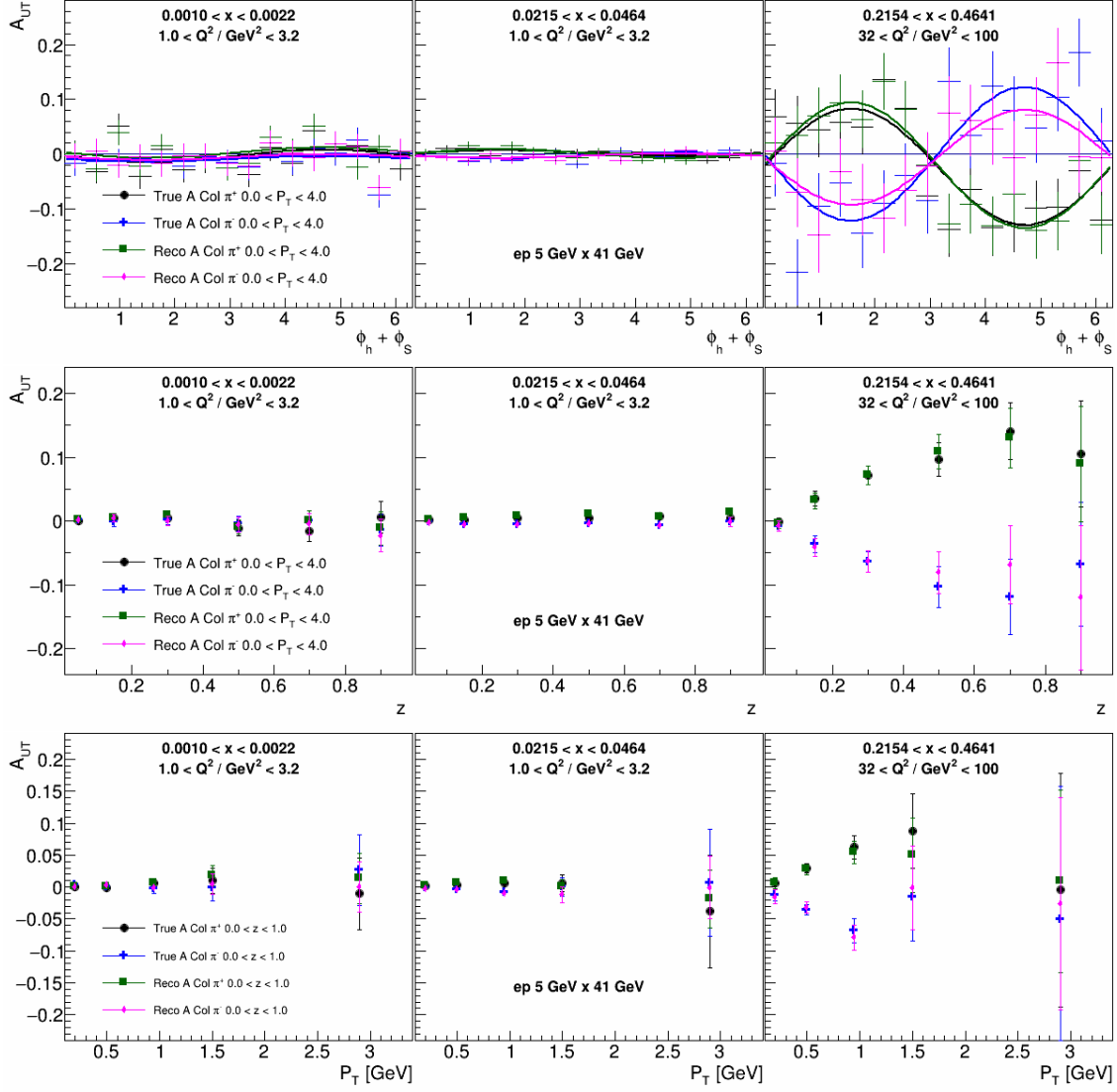


Figure 3: Top: One-dimensional azimuthal asymmetry projection for the Collins type modulation as a function of the angular combination $\phi_h + \phi_s$ are shown for the specified x , Q^2 bins, integrated over transverse momentum and in an intermediate z bin for 5x41 GeV collisions. True and reconstructed data shown for positive pions (black and green respectively) and negative pions (blue and magenta, respectively). The fits to the sine modulations are displayed as well in the corresponding colors. Middle: Extracted Collins-type asymmetries in the same x and Q^2 bins, integrated over P_T and displayed as a function of z . Bottom: : Extracted Collins-type asymmetries in the same x and Q^2 bins, integrated over z and displayed as a function of P_T .

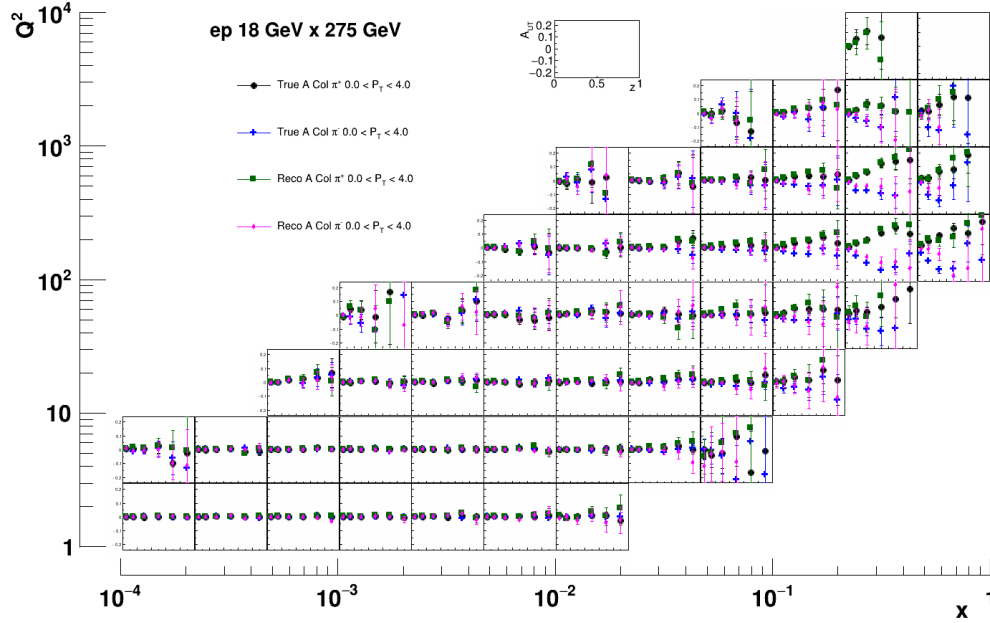


Figure 4: Collins asymmetries as a function of z in bins of x and Q^2 for 18 GeV electrons on 275 protons for positive (black, green) and negative (blue, purple) pions. The asymmetries in the true kinematics are shown in black and blue symbols while the asymmetries in the reconstructed kinematics are shown in blue and purple symbols.

pions, however the asymmetries are generally small, even at higher x which originates in cancellations between the contributions from up quark Sivvers function with disfavored fragmentation and down quark Sivvers function with favored fragmentation as up and down quark Sivvers functions are opposite in sign.

In all the regions where nonzero asymmetries can be seen, one can also observe that generated and reconstructed asymmetries agree generally very well. This shows that the amount of smearing in all of the kinematic variables is moderate enough that the asymmetries can be reasonably well extracted. One can also see, that despite the generated luminosities being substantially below the expected luminosities, the statistical uncertainties are overall small, allowing to use a finer binning in the various kinematic variables.

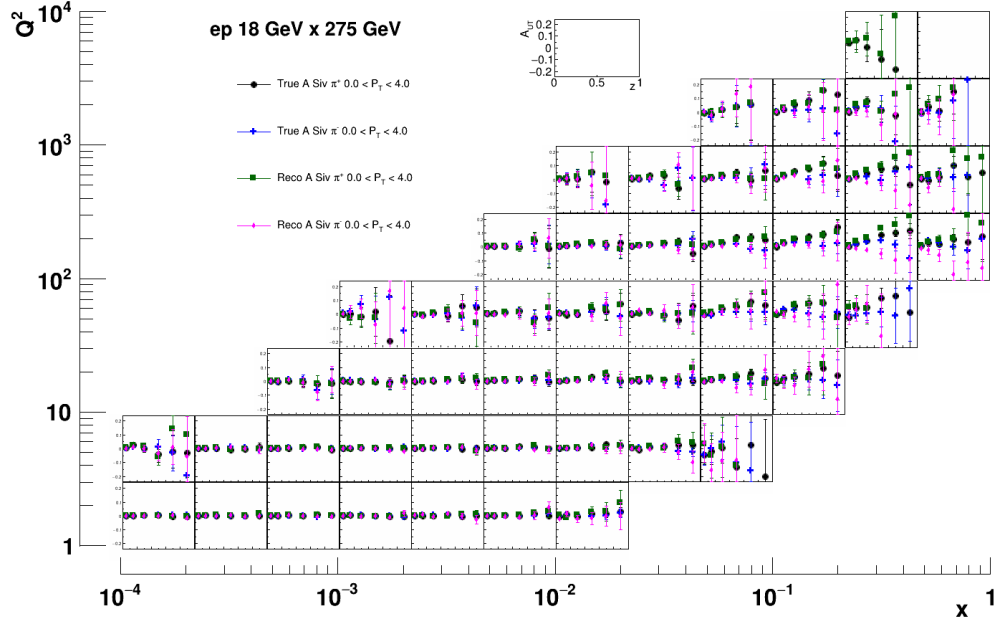


Figure 5: Sivers asymmetries as a function of z in bins of x and Q^2 for 18 GeV electrons on 275 protons for positive (black, green) and negative (blue, purple) pions. The asymmetries in the true kinematics are shown in black and blue symbols while the asymmetries in the reconstructed kinematics are shown in blue and purple symbols.

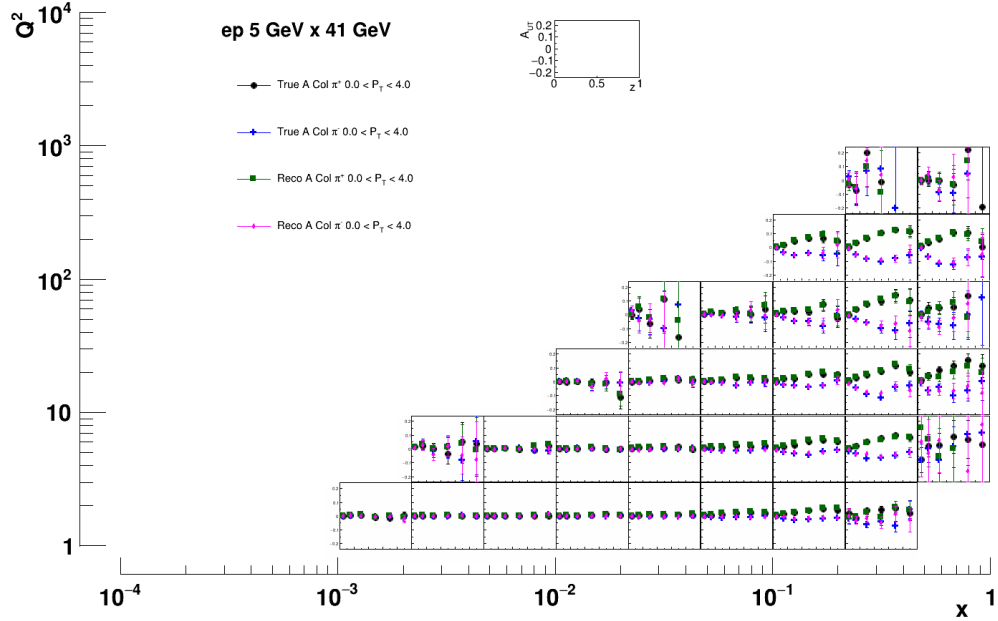


Figure 6: Collins asymmetries as a function of z in bins of x and Q^2 for 5 GeV electrons on 41 protons for positive (black, green) and negative (blue, purple) pions. The asymmetries in the true kinematics are shown in black and blue symbols while the asymmetries in the reconstructed kinematics are shown in blue and purple symbols.

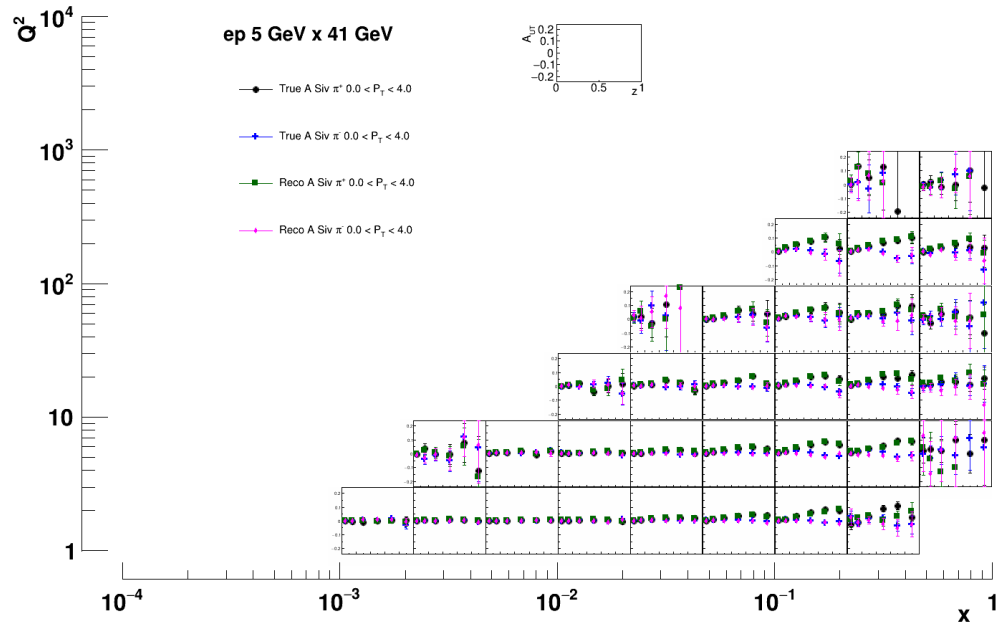


Figure 7: Sivers asymmetries as a function of z in bins of x and Q^2 for 5 GeV electrons on 41 protons for positive (black, green) and negative (blue, purple) pions. The asymmetries in the true kinematics are shown in black and blue symbols while the asymmetries in the reconstructed kinematics are shown in blue and purple symbols.

6 Projected asymmetries and estimate of systematic uncertainties

After extracting the weighted asymmetries in the given statistics, a next step is to extrapolate these measurements to the full statistics that are aimed for at the EIC. In this study it was assumed that at each collision energy an accumulated luminosity of 10 fb^{-1} can be obtained and in the projection figures all statistical uncertainties were scaled to this luminosity. A 70% beam polarization was assumed which scales all statistical uncertainties with the inverse of this polarization. For the systematic uncertainties a similar approach as in the EIC yellow report has been chosen, where as a conservative estimate the differences between true and reconstructed asymmetries based on the re-weighting were assigned. This estimate is for the most part clearly too conservative as in reality an unfolding of the asymmetries would be performed. However, such an unfolding would require substantially more, and preferably independent, MC simulations as well as a much more detailed description of all detector components, etc. Even in an unfolding procedure, if the discrepancies between true and reconstructed asymmetries get large (i.e. larger off-diagonal elements in the smearing matrix), also the uncertainties in the unfolding will increase and therefore taking at this point these differences as uncertainties is a prudent, albeit very conservative approach. Not shown in the figures or data tables that are provided to the theorists for impact evaluations is an additional global 3% relative systematic uncertainty related to the precision of extracting the beam polarization in the EIC.

An example of the expected uncertainties in three select x and Q^2 bins are shown in Figs.8 and 9 for the highest collision energies for Collins and Sivers asymmetries, respectively. Already from this simple figure one can take away several important aspects of the expected uncertainties using the EIC and in particular ECCE. At low values of x and Q^2 the cross sections are largest and therefore the statistical uncertainties are generally very small, however as the asymmetries are also expected to be well below the one per-cent level there, such precision is quite necessary. One also sees that at combinations of higher transverse momenta or fractional energies the systematic uncertainties are increasing which is likely related to the smearing in these two kinematic variables, given that the azimuthal angles do not show larger smearing effects. This behavior is even more prominent when going toward higher x and Q^2 where also the smearing in x and Q^2 is becoming more relevant. In terms of statistical uncertainties the expected uncertainties stay below the one per-cent level as long as neither z nor P_T become too large.

A simplified display of the expected uncertainties for all x and Q^2 bins are shown in Fig. 10 for the Sivers asymmetries at the highest collision energy and in Fig. 11 for the Collins asymmetries where for visibility 2 z bins and 4 P_T bins were combined. As can be seen, a sub % level of precision can be reached over a large range of x and Q^2 bins, with this collision energy mostly covering the lower x and the higher Q^2 bins best. Following the z dependence of fragmentation functions the statistical and systematic uncertainties tend to increase toward higher z while also the uncertainties at higher transverse momenta are

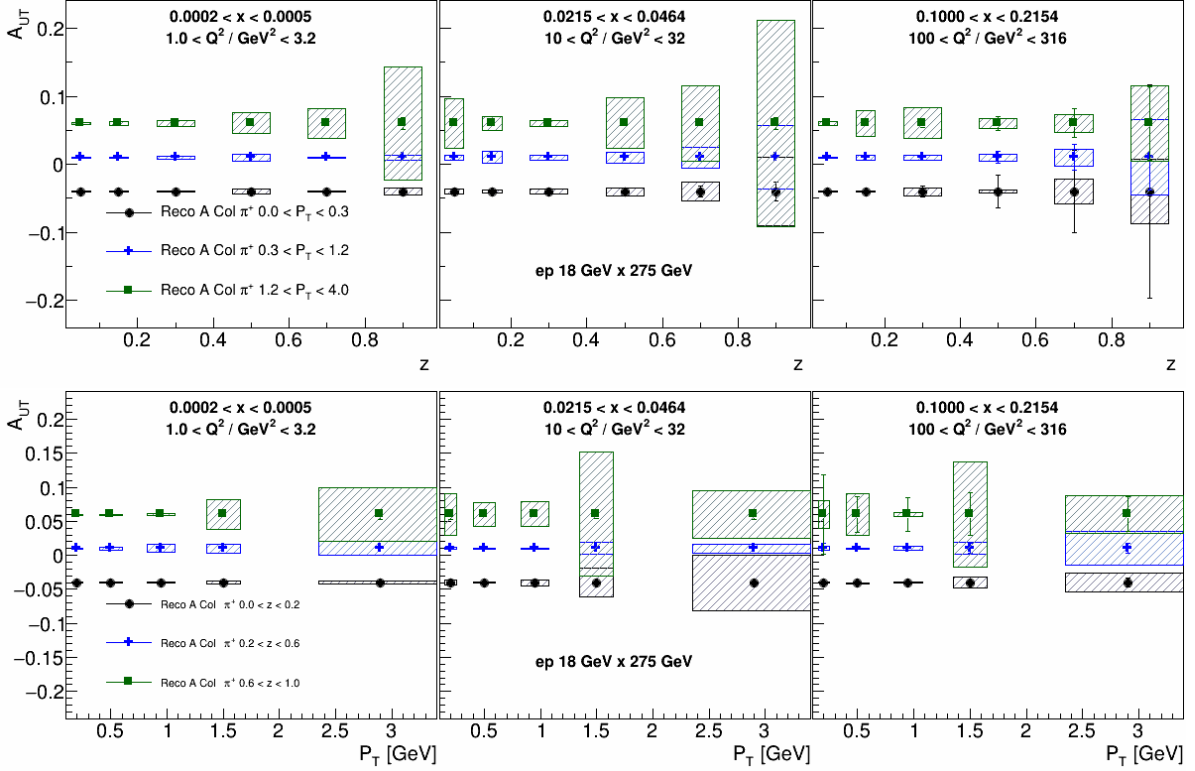


Figure 8: Projected π^+ Collins asymmetry statistical and systematic uncertainties as a function of either z (top panel) in bins of P_T or as a function of P_T in bins of z (bottom panel) for three select x and Q^2 bins. The asymmetries are shown at arbitrary values for better visibility. The statistical uncertainties are extrapolated to an accumulated luminosity of 10 fb^{-1} for the 18 GeV x 275 GeV energy option. For better visibility either 4 bins in P_T and 2 bins in z were combined or vice versa.

generally the largest likely following similar reasons.

The lower collision energies move successively further toward the bottom right of the x - Q^2 plane with the lowest collision energy covering the highest x and lowest Q^2 , as can be seen in Figs. 12 and 13 for Sivers and Collins asymmetries, respectively. Due to the generally lower center-of-mass energy, the phase space for larger transverse momenta is substantially reduced at higher x and thus only precise measurements for transverse momenta below 1.2 GeV are possible there. However, the missing transverse momenta would anyway fall outside of the region that could be interpreted via TMDs [29].

A simple visualisation of just the uncertainties for all 4-dimensional bins is shown in Fig. 14. One can see that even in such a fine binning a sub per-cent level statistical precision can be reached, predominantly at lower x and Q^2 and for lower transverse momenta and momentum fractions. However, over the whole phase-space the expected precision is still on the % level except for the phase-space boundaries in z and P_T . A similar estimate can be seen in fig. 15 for the lowest collision energy. These figures also roughly display the

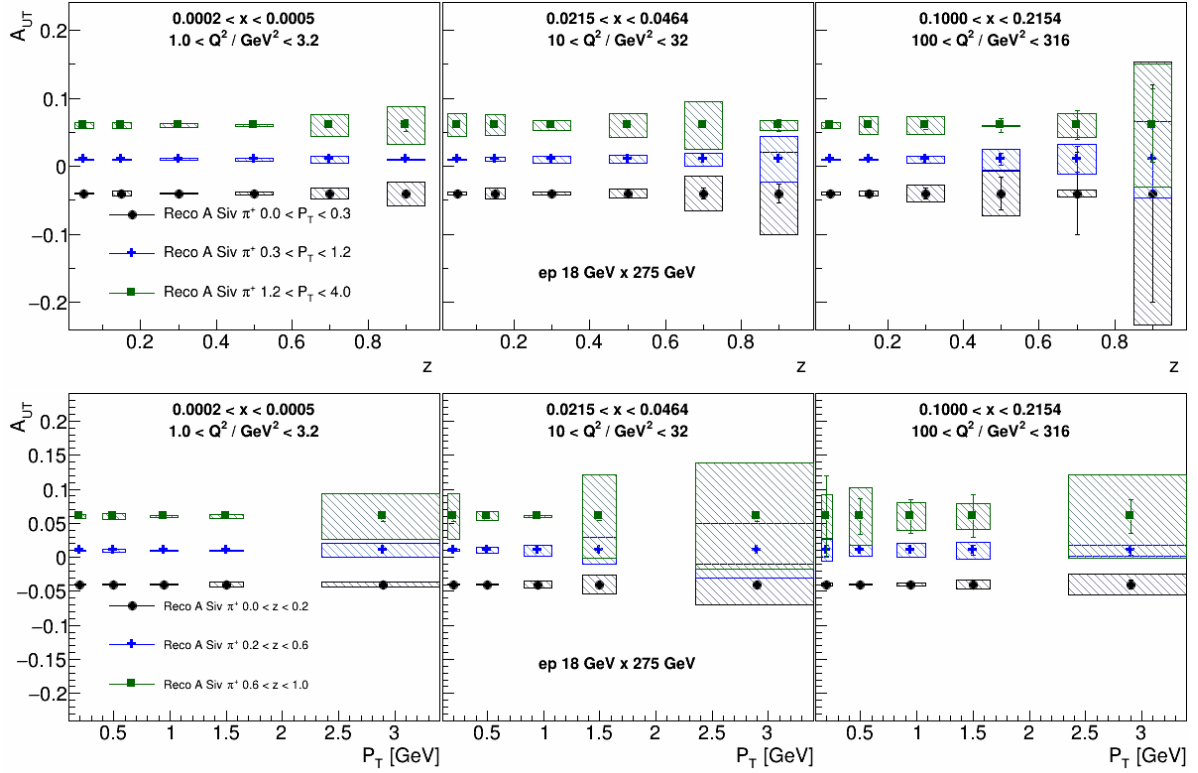


Figure 9: Projected π^+ Siverson asymmetry statistical and systematic uncertainties as a function of either z (top panel) in bins of P_T or as a function of P_T in bins of z (bottom panel) for three select x and Q^2 bins. The asymmetries are shown at arbitrary values for better visibility. The statistical uncertainties are extrapolated to an accumulated luminosity of 10 fb^{-1} for the 18 GeV x 275 GeV energy option. For better visibility either 4 bins in P_T and 2 bins in z were combined or vice versa.

phase space in z and P_T that can be covered at a given x and Q^2 bin. In particular at higher z and predominantly for higher x and Q^2 the transverse momentum is rather limited.

6.1 Projected neutron pseudo-data

As the GEANT simulations require a large amount of computing time, full simulations of $e+^3\text{He}$ collisions and the corresponding neutron information were not performed. Instead, the uncertainty ratios of the ECCE $e+p$ simulated pseudo-data and that of the Yellow report pseudo-data were taken to scale the corresponding neutron data from the Yellow report. This also serves as a good gauge as to how similar the pseudo-data uncertainties, and hence the physics impact will be. It was found that the statistical uncertainties are on average a few per-cent larger in the full ECCE detector simulation compared to the parameterized simulations of the Yellow report. This is of course not surprising since both simulations cover the same rapidity regions. For pions they are even at times lower, as

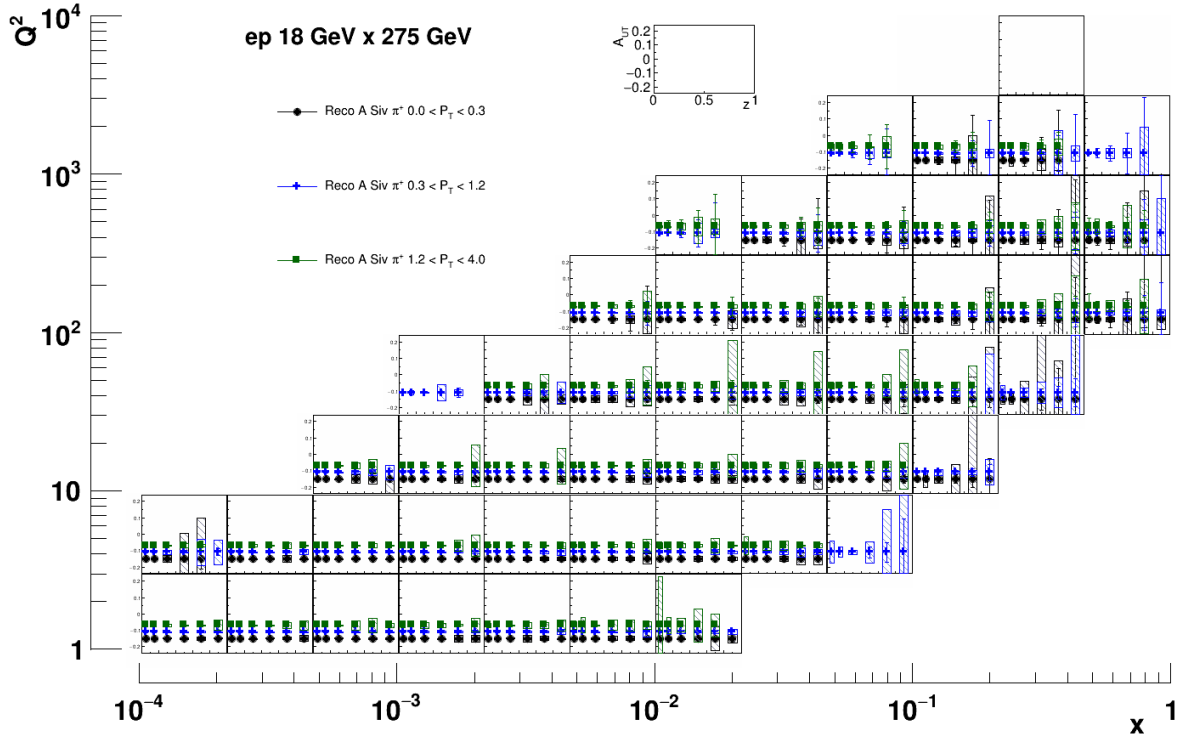


Figure 10: Projected π^+ Sivers asymmetry statistical and systematic uncertainties as a function of z in bins of P_T , x and Q^2 shown at arbitrary asymmetry values for better visibility. The statistical uncertainties are extrapolated to an accumulated luminosity of 10 fb^{-1} for the 18 GeV x 275 GeV energy option.

in the Yellow report the pseudo-data was cut as soon as the pion-kaon separation would be lower than three standard deviations, while in ECCE these regions are assumed to be included (though likely with increased systematic uncertainties due to the PID unfolding). In terms of the systematic uncertainties one does see an increase in the uncertainties by up to 20 % which originates from the more realistic smearing in all the kinematic variables as the ECCE simulations do not only include all the realistic detector components but also support structure and detector material that impact the resolutions. However, it should be noted that these uncertainties are representing the worst-case scenario and in an actual measurement detector smearing would be appropriately unfolded.

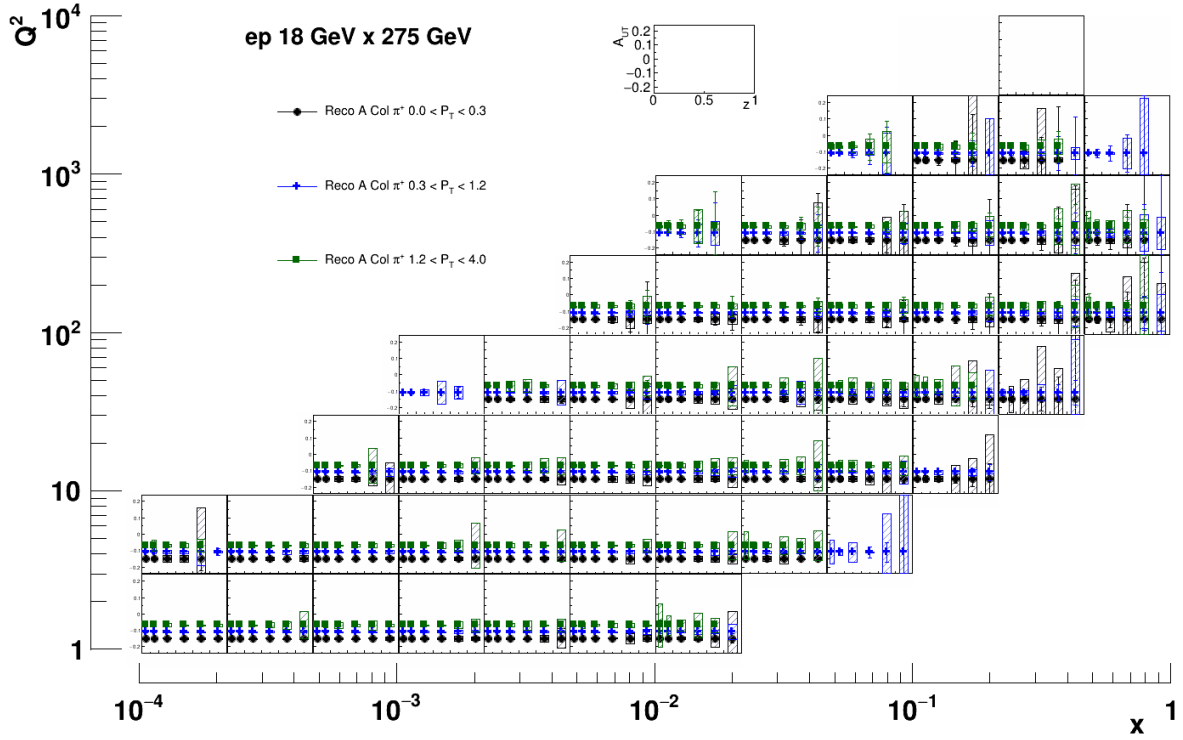


Figure 11: Projected π^+ Collins asymmetry statistical and systematic uncertainties as a function of z in bins of P_T , x and Q^2 shown at arbitrary asymmetry values for better visibility. The statistical uncertainties are extrapolated to an accumulated luminosity of 10 fb^{-1} for the 18 GeV x 275 GeV energy option.

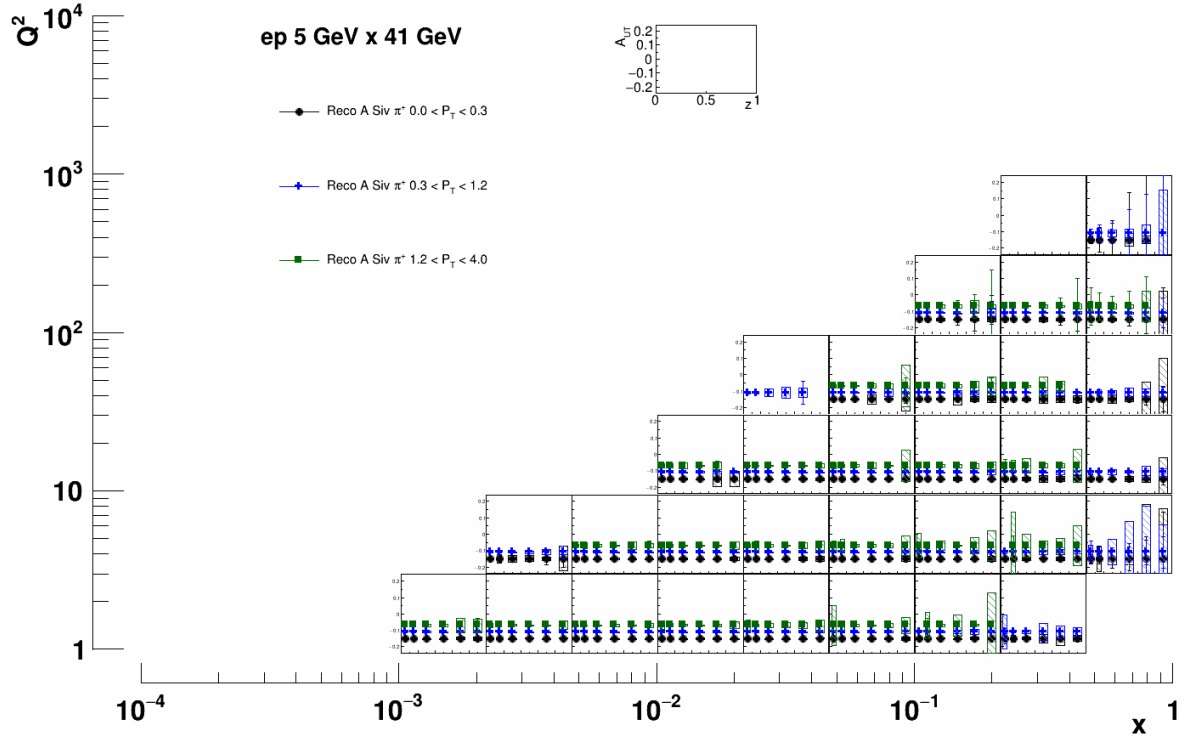


Figure 12: Projected π^+ Sivers asymmetry statistical and systematic uncertainties as a function of z in bins of P_T , x and Q^2 shown at arbitrary asymmetry values for better visibility. The statistical uncertainties are extrapolated to an accumulated luminosity of 10 fb^{-1} for the 5 GeV x 41 GeV energy option.

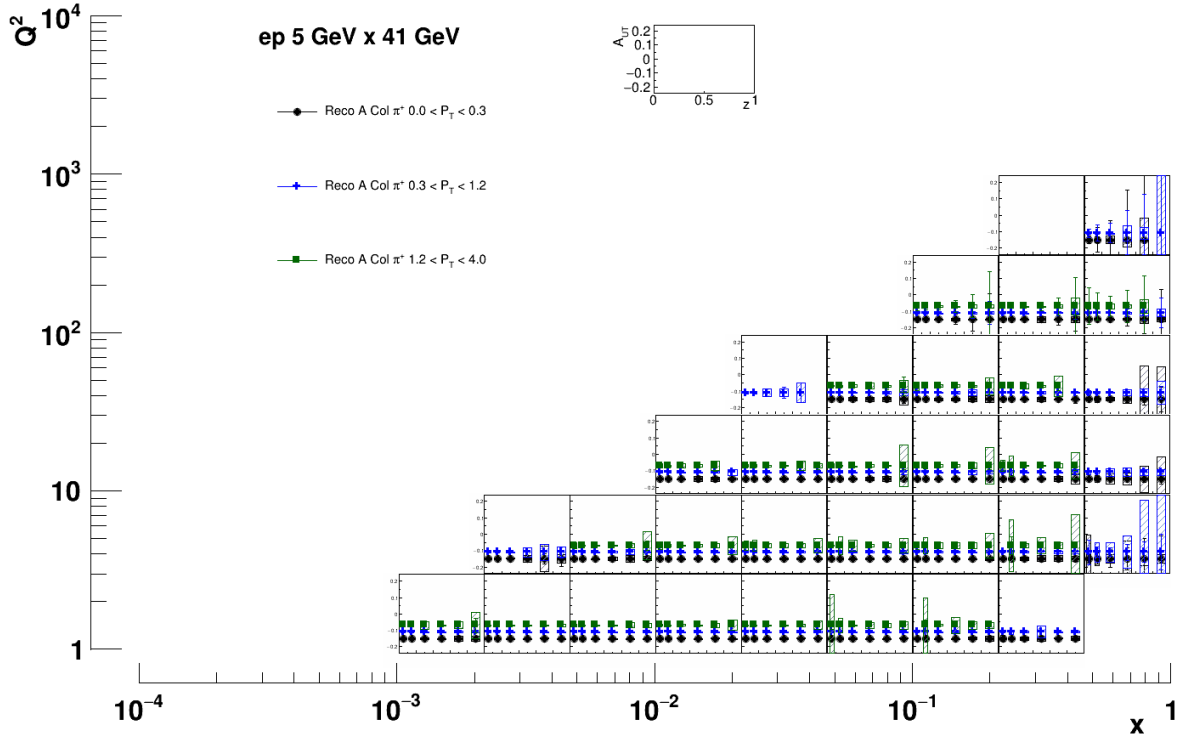


Figure 13: Projected π^+ Collins asymmetry statistical and systematic uncertainties as a function of z in bins of P_T , x and Q^2 shown at arbitrary asymmetry values for better visibility. The statistical uncertainties are extrapolated to an accumulated luminosity of 10 fb^{-1} for the 5 GeV x 41 GeV energy option.

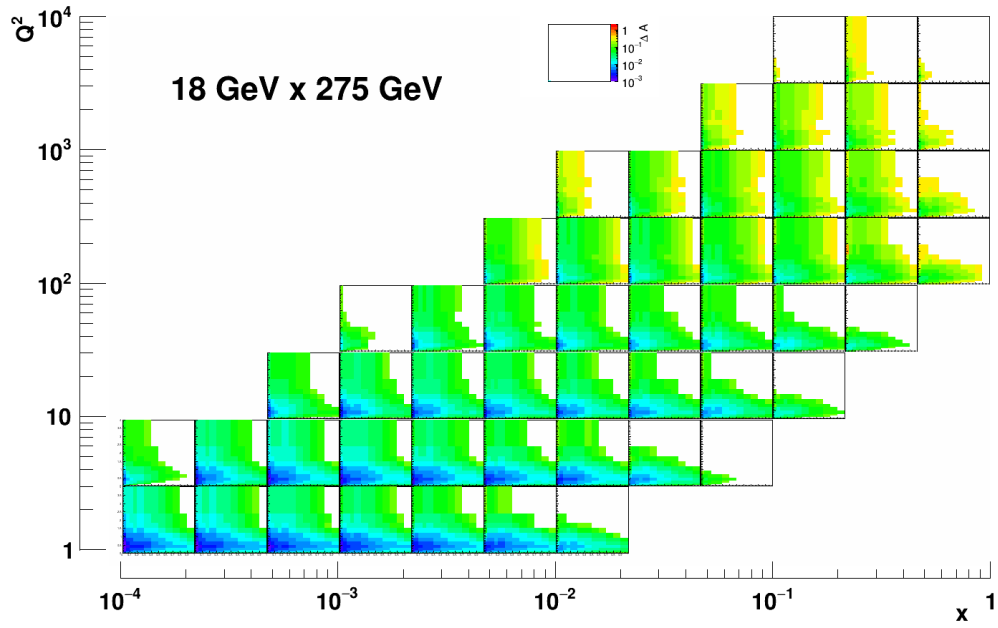


Figure 14: Projected π^+ Siverts asymmetry statistical uncertainties as a function of z and P_T in bins of x and Q^2 . The statistical uncertainties are extrapolated to an accumulated luminosity of 10 fb^{-1} for the 18 GeV x 275 GeV energy option.

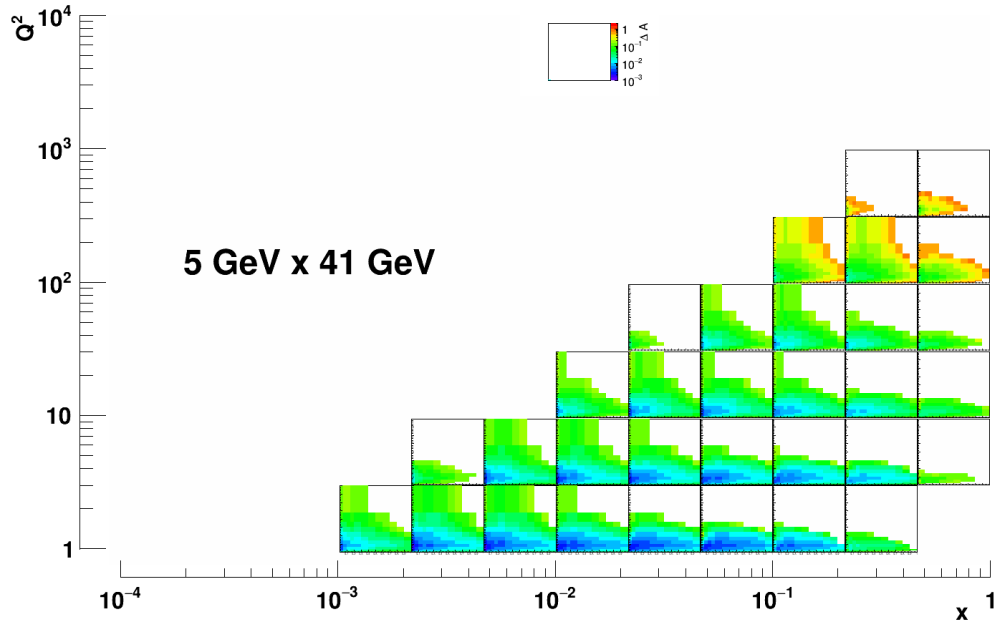


Figure 15: Projected π^+ Siverts asymmetry statistical uncertainties as a function of z and P_T in bins of x and Q^2 . The statistical uncertainties are extrapolated to an accumulated luminosity of 10 fb^{-1} for the 5 GeV x 41 GeV energy option.

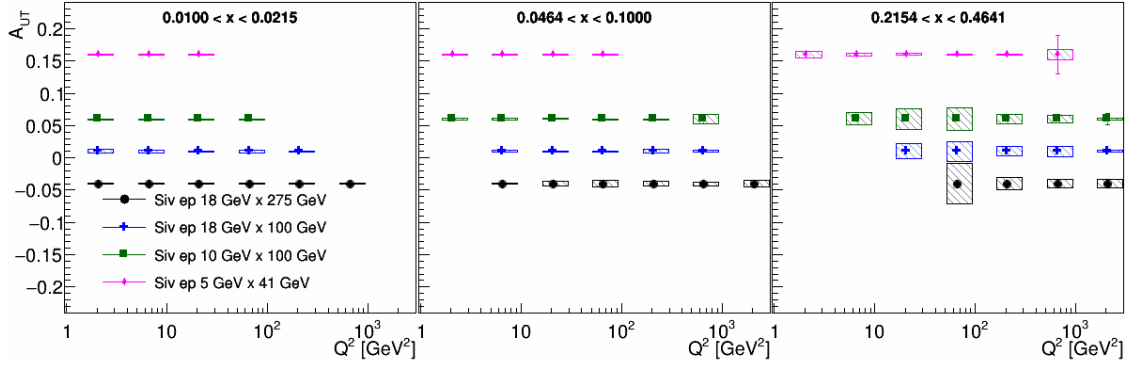


Figure 16: Example figure of the Q^2 dependence of Siverson asymmetries for π^+ for three x bins after integrating over transverse and fractional momentum.

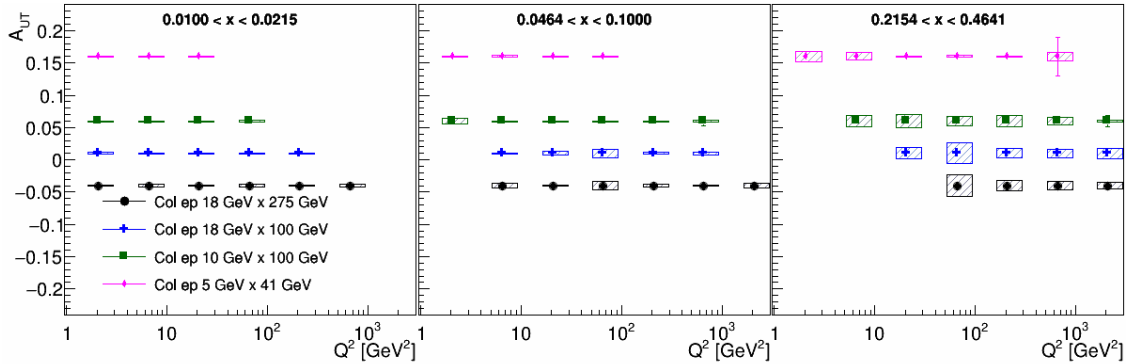


Figure 17: Example figure of the Q^2 dependence of Collins asymmetries for π^+ for three x bins after integrating over transverse and fractional momentum.

6.2 Q^2 dependence of asymmetries

Another important aspect of the transverse spin single spin asymmetries is the study of their scale dependence. For those, it is important to have as large a Q^2 lever arm at an x value where the asymmetries are not too small at low scales. For some ranges of transverse momentum and fractional energies the expected asymmetries are extracted as a function of Q^2 . Those are displayed in Fig. 16 for pion Siverson asymmetries, extrapolated to the 10 fb^{-1} for each collision energy. One can see that at intermediate to higher x a large range in Q^2 can be covered where the different collision energies aid each other in coverage. At lower scales the lower collision energies provide good coverage while at higher scales the higher collision energies provide coverage. Nevertheless, there is enough overlap such that systematic uncertainties from running periods with different energies can be cross checked. A similar figure for the Collins asymmetries can be seen in Fig. 17. This represents just an example of the sensitivities that can be obtained. In an actual analysis at least a rough binning of P_T and z would be kept as well as potentially choosing a finer binning in Q^2 .

To illustrate a larger picture of the sensitivity that can be reached in terms of the TMD evolution, Fig. 18 highlights the whole x and Q^2 range that can be covered for Sivers or Collins asymmetries, here displayed as a function of Q^2 , where all x bins are vertically offset. It becomes clear that while at high and low x only the lowest/highest collision energies contribute, at the intermediate regions, the different energies overlap and extend the Q^2 lever arm. In this example the z and P_T dependence was integrated out for visibility reasons, but in the actual EIC data, the statistical precision is good enough to study this in a finer binning.

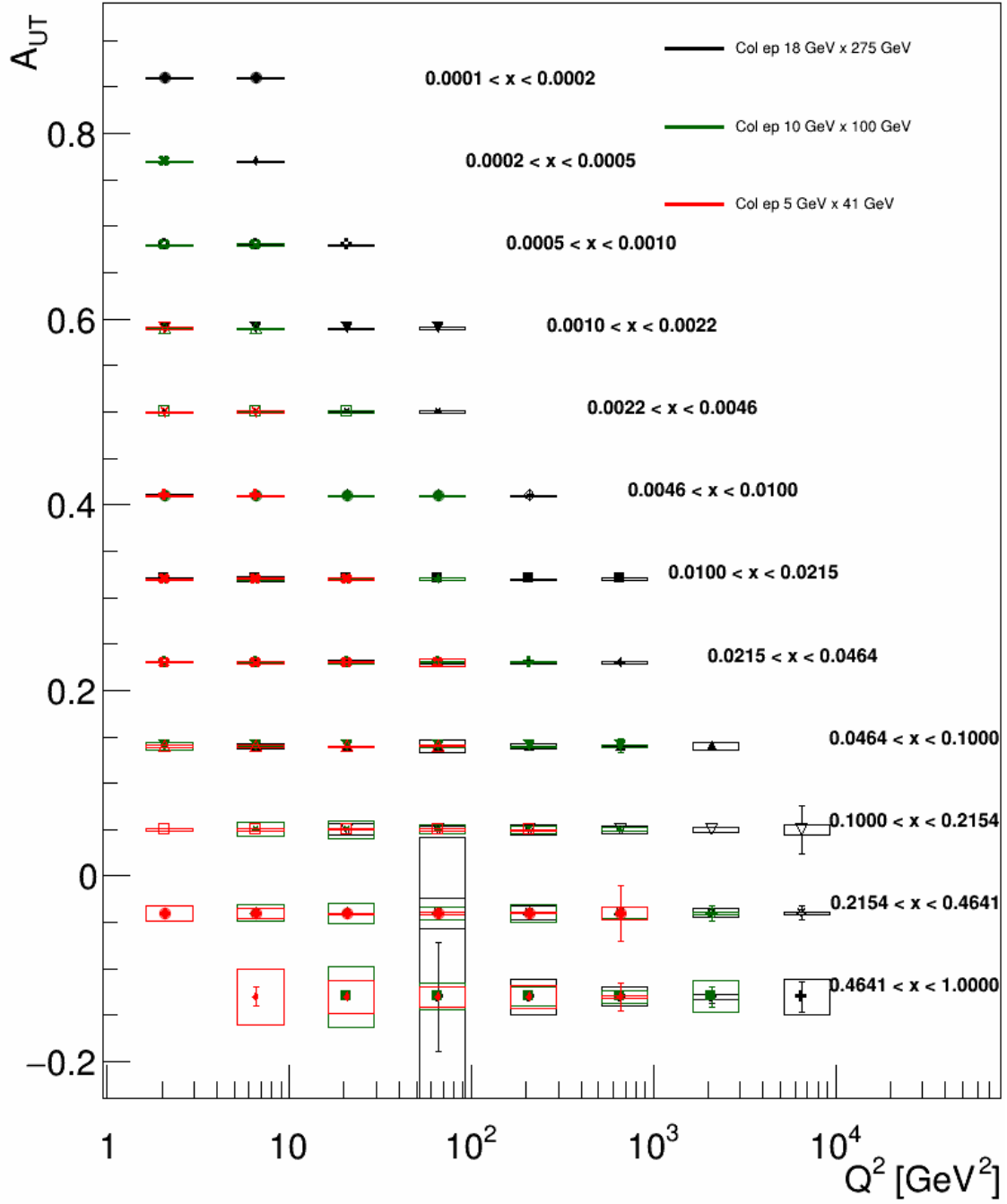


Figure 18: Projected Collins asymmetry uncertainties for all x bins as a function of Q^2 for various collision energy combinations. For visibility, all z and P_T were combined for this figure. The asymmetries are offset for each x bin while the uncertainty boxes represent the conservative estimates of the systematic uncertainties due to detector smearing as evaluated by the differences between true and reconstructed asymmetries.

7 Impact studies on Transversity, Sivers function and Collins function

7.1 Sivers function measurements:

The impact studies based on these uncertainties can be seen in Fig. 19 for the up and down quark Sivers functions as a function of the intrinsic transverse momentum k_t in various slices of x . They show the expected uncertainties of the up and down quark Sivers functions including the ECCE pseudo-data in comparison to the current knowledge as extracted from [16]. The central lines are fixed to those from the current data extraction which has slightly changed in comparison to the preliminary results that were the basis for the same figures in the Yellow report [22].

The explicit comparison of the Sivers function uncertainties for up, down and strange quarks from ECCE pseudo-data and the parametrized reference detector of the Yellow report are shown in Fig. 20 as a function of x . It shows that apart from slight differences due to the ranges assumed for the particle identification and the amount of actual detector smearing, the uncertainties are quite comparable. This again highlights that the ECCE detector concept fulfills the requirements set for the reference detector in the Yellow report using realistic simulations of detectors, materials and support structure.

It should be noted that any impact figure relies on the baseline parameterization of that particular group of global fitters and the assumptions that group has used within their global fits. The expected uncertainties from other groups will look differently, particularly in regions of low- x where so far no single spin asymmetry data exists and most of the uncertainty bands originate in the functional form, positivity bounds and other constraints. The question is not so much about which of these fits is right as much as the fact that a similar increase in the precision with EIC or ECCE pseudo-data is expected. As such, the impact studies presented here are only one representative of the large number of groups working on global extractions for the Sivers functions [30, 31, 32, 33, 25, 34, 35, 36, 37, 38, 39, 40, 41].

7.2 Collins-function-based transversity measurements:

For the quark transversity distribution and the related tensor charges also the impact studies of the yellow report [22, 20] were revisited using the ECCE pseudo-data at the same energies as in the Yellow report, following the methodology of the global fit from [18].

The resulting transversity distributions and tensor charges can be seen in Fig. 21. Again, one can see that the impact of the EIC data significantly reduced the uncertainties on the charges. Particularly the inclusion of the ^3He data improves the so far poorly known down quark transversity distribution and tensor charge. The tensor charges, as well as

their iso-vector combination g_T can be precisely evaluated thanks to the large range in x to reduce possible uncertainties due to the extrapolation to lower x that currently is one of the main uncertainties in the extractions. One can also see, that the impact of the ECCE pseudo-data is comparable to the impact studies that were performed using the parametrized reference detector of the Yellow report. As such, it is again shown that ECCE fulfills the detector requirements to successfully obtain these physics goals. Again for this impact study, the expected impact is based on the assumptions, functional form, etc of this particular global fit, but the impact should be comparable for other transversity extractions as well. The small differences between Yellow Report and ECCE impact values arise from the different pseudo-data sets resulting in slightly different central values. Most importantly, the expected uncertainties on these tensor charges are comparable with the lattice QCD simulations [42, 43], and therefore will allow a quantitative comparison of experimental and lattice results with the potential impacts in the case of discrepancies [19, 44].

Additionally, also the extraction of the tensor charge via di-hadron fragmentation functions as performed by [45, 46, 47] is a viable alternative that can also serve as a cross check given the different sources of uncertainties, both experimentally and theoretically.

8 Outlook of further studies

These studies have shown that the ECCE detector is well suited to extract the single spin asymmetries needed to obtain a better knowledge of the Sivers function, transversity and the Collins function. The expected impact on these quantities is comparable with that estimated in the Yellow report and therefore fulfills the physics requirements of an EIC detector. These single spin asymmetries represent only the flagship measurements in terms of the transverse spin and momentum structure of the nucleon while many more single hadron asymmetries can shed light on various other spin and orbit correlations of partons in the nucleon. Also di-hadron fragmentation helps with several of these physics quantities, most notably transversity. Those have not been covered but are expected to show also improvements on a similar level discussed in the Yellow report.

As the ECCE detector develops, the simulations will become even more realistic and the data analysis will also progress closer to that of actually taken experimental data. As such, some optimization in selection criteria and binnings will take place. Similarly, the increasingly more realistic detector responses for the particle identification and the smearing can be addressed in an actual unfolding which should improve the systematic uncertainties that are currently very crudely estimated at least in quality, and possibly also quantitatively.

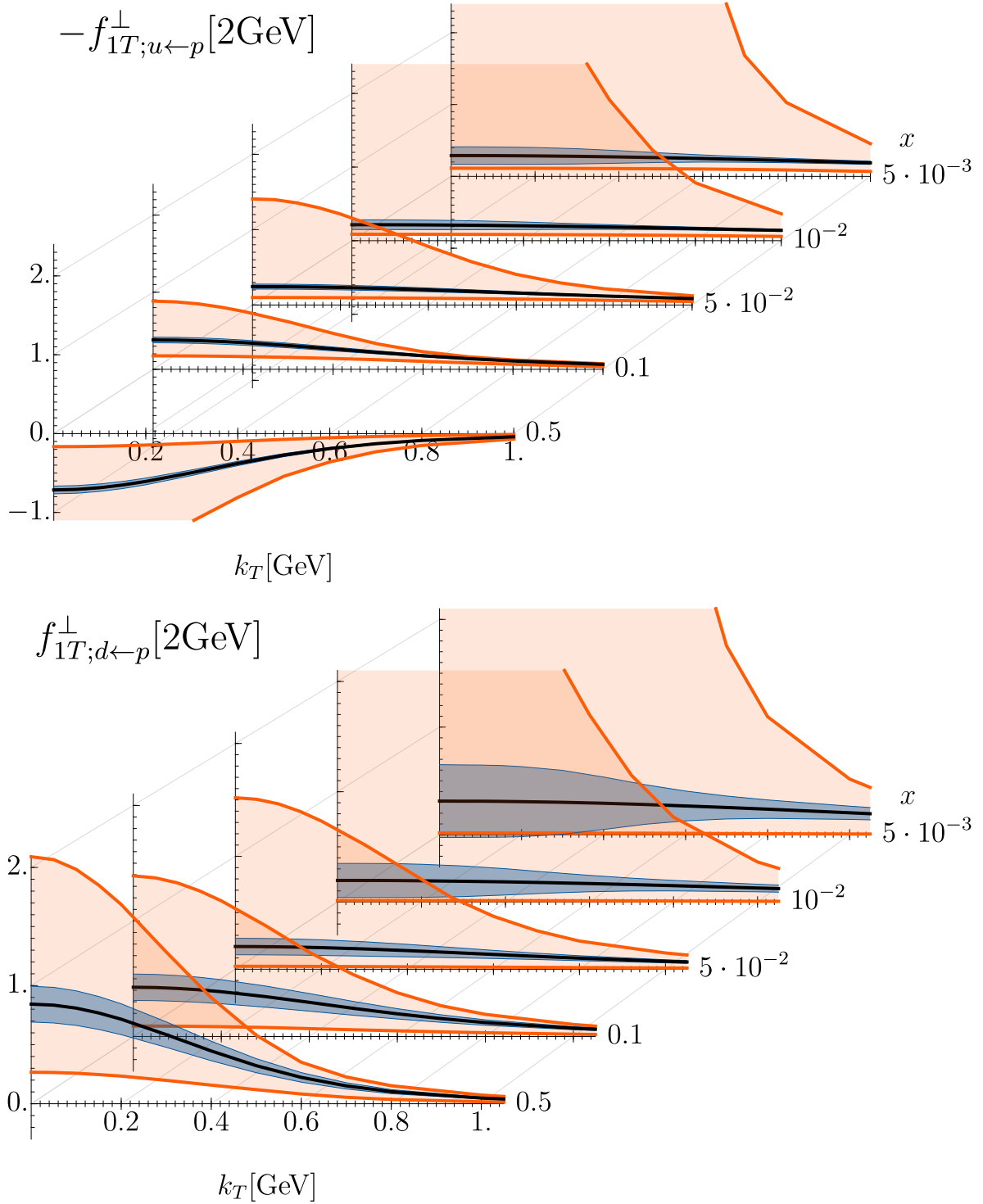


Figure 19: Expected impact on up (top) and down (bottom) quark Sivers distributions as a function of the transverse momentum k_T for different values of x , obtained from SIDIS pion and kaon EIC pseudo-data, at the scale of 2 GeV. The orange-shaded areas represent the current uncertainty, while the blue-shaded areas are the uncertainties when including the ECCE pseudo-data.

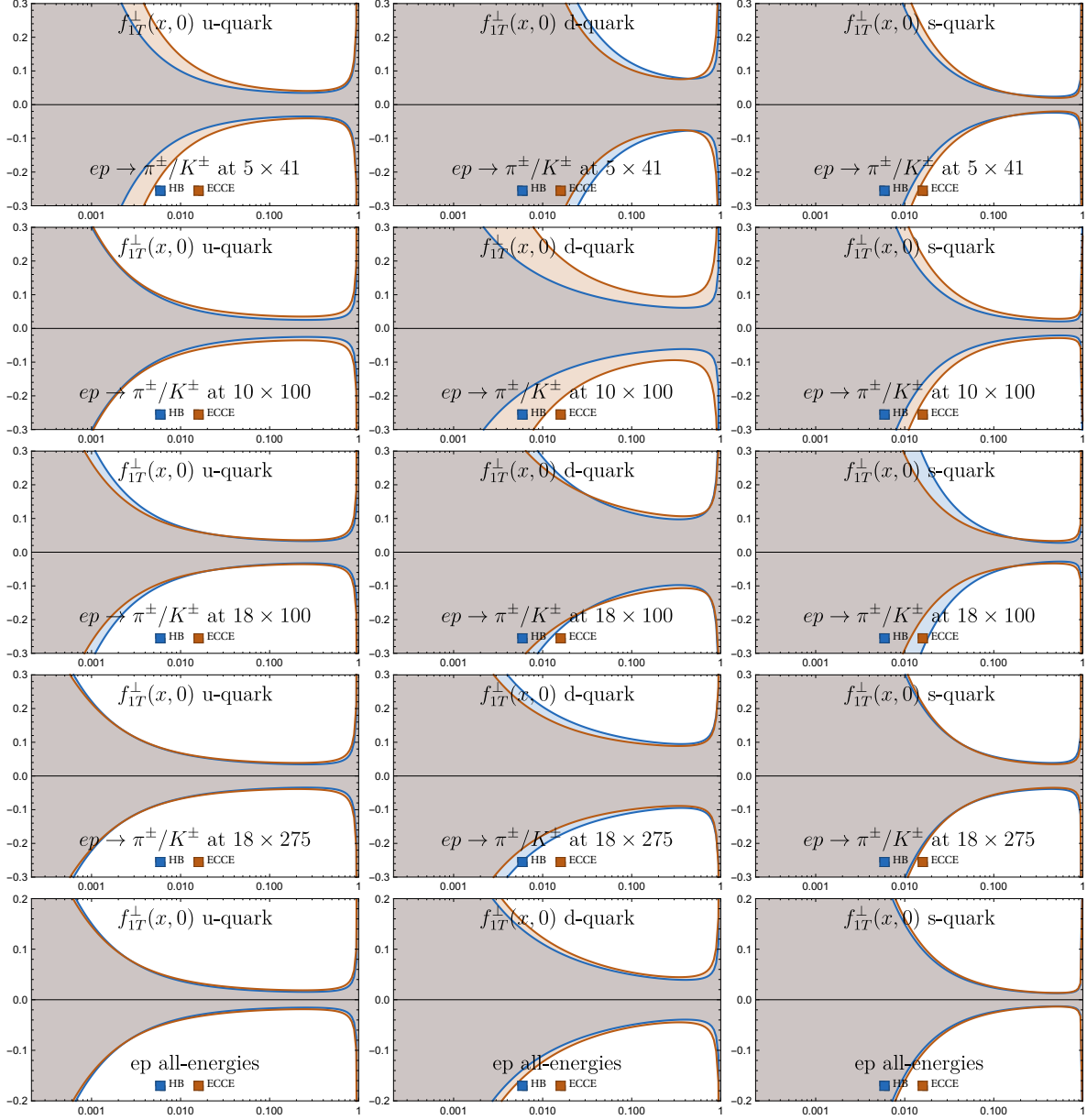


Figure 20: Expected impact on up (left), down (middle) and strange (right) quark Sivers distributions as a function of x , obtained from SIDIS pion and kaon EIC pseudo-data, at the scale of 2 GeV. The blue-shaded areas represent the uncertainties obtained in the Yellow Report based on the parametrized reference detector, while the orange-shaded areas are the uncertainties when including the ECCE pseudo-data. From top to bottom the impact of the different collision energies is highlighted.

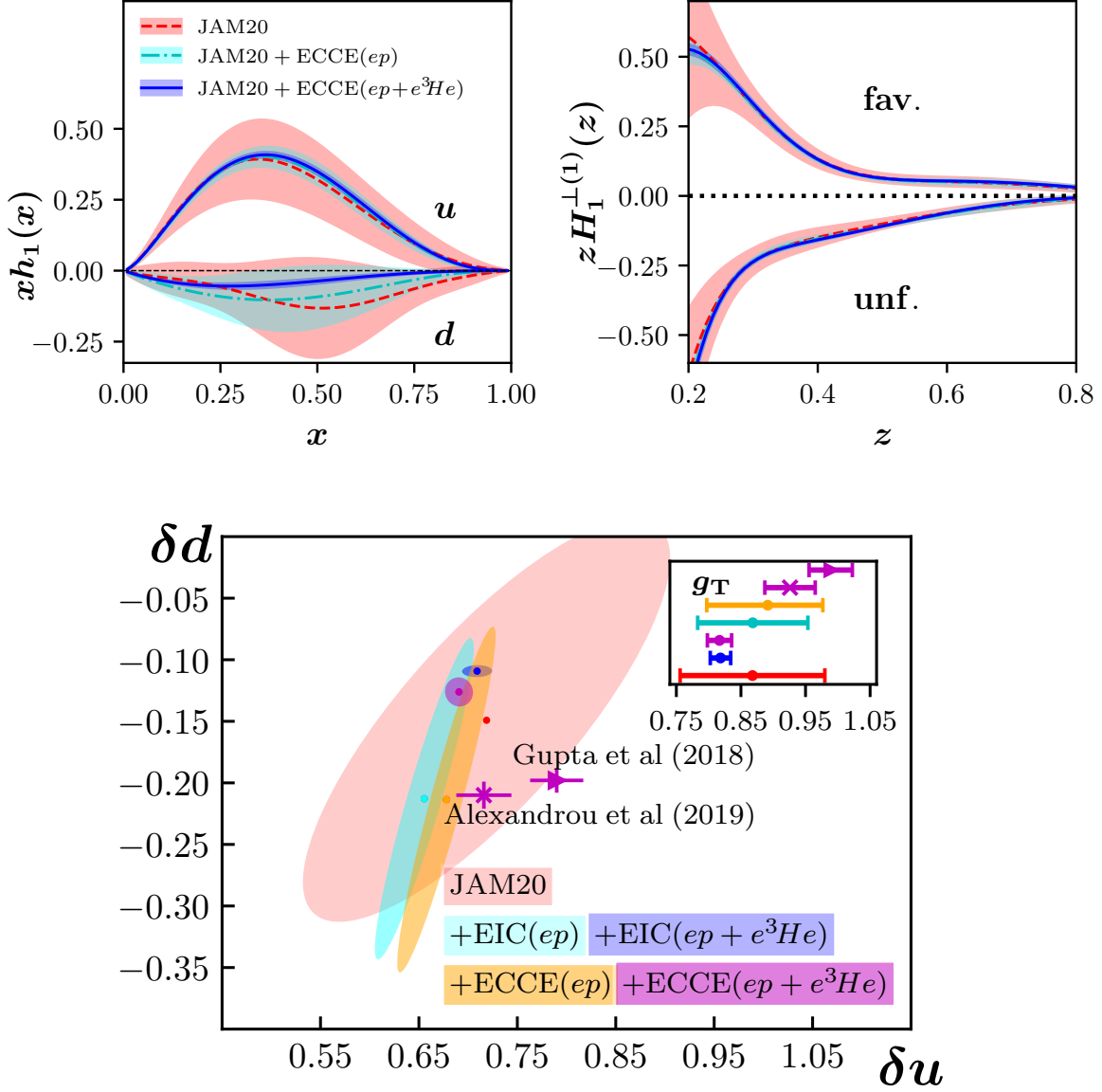


Figure 21: Top: Expected impact on the up and down quark transversity distributions and favored and un-favored Collins function first moment when including EIC Collins effect SIDIS pseudo-data from $e+p$ and $e+He$ collisions [20]. Bottom: The impact on the up quark (δu), down quark (δd), and isovector (g_T) tensor charges from the ECCE pseudo-data and their comparison to the Yellow report and lattice data [42, 43].

References

- [1] Dennis W. Sivers. Single Spin Production Asymmetries from the Hard Scattering of Point-Like Constituents. *Phys. Rev. D*, 41:83, 1990. doi:10.1103/PhysRevD.41.83. 1
- [2] John C. Collins. Fragmentation of transversely polarized quarks probed in transverse momentum distributions. *Nucl. Phys. B*, 396:161–182, 1993. arXiv:hep-ph/9208213, doi:10.1016/0550-3213(93)90262-N. 1
- [3] D. L. Adams et al. Analyzing power in inclusive π^+ and π^- production at high $x(F)$ with a 200-GeV polarized proton beam. *Phys. Lett. B*, 264:462–466, 1991. doi:10.1016/0370-2693(91)90378-4. 1
- [4] A. Airapetian et al. Single-spin asymmetries in semi-inclusive deep-inelastic scattering on a transversely polarized hydrogen target. *Phys. Rev. Lett.*, 94:012002, 2005. arXiv:hep-ex/0408013, doi:10.1103/PhysRevLett.94.012002. 1
- [5] A. Airapetian et al. Transverse target single-spin asymmetry in inclusive electroproduction of charged pions and kaons. *Phys. Lett. B*, 728:183–190, 2014. arXiv:1310.5070, doi:10.1016/j.physletb.2013.11.021. 1
- [6] M. Alekseev et al. Collins and Sivers asymmetries for pions and kaons in muon-deuteron DIS. *Phys. Lett. B*, 673:127–135, 2009. arXiv:0802.2160, doi:10.1016/j.physletb.2009.01.060. 1
- [7] C. Adolph et al. Collins and Sivers asymmetries in muonproduction of pions and kaons off transversely polarised protons. *Phys. Lett. B*, 744:250–259, 2015. arXiv:1408.4405, doi:10.1016/j.physletb.2015.03.056. 1
- [8] X. Qian et al. Single Spin Asymmetries in Charged Pion Production from Semi-Inclusive Deep Inelastic Scattering on a Transversely Polarized ^3He Target. *Phys. Rev. Lett.*, 107:072003, 2011. arXiv:1106.0363, doi:10.1103/PhysRevLett.107.072003. 1
- [9] R. Seidl et al. Measurement of azimuthal asymmetries in inclusive production of hadron pairs in e^+e^- annihilation at Belle. *Phys. Rev. Lett.*, 96:232002, 2006. arXiv:hep-ex/0507063, doi:10.1103/PhysRevLett.96.232002. 1
- [10] R. Seidl et al. Measurement of Azimuthal Asymmetries in Inclusive Production of Hadron Pairs in e^+e^- Annihilation at $\sqrt{s} = 10.58\text{-GeV}$. *Phys. Rev. D*, 78:032011, 2008. [Erratum: *Phys.Rev.D* 86, 039905 (2012)]. arXiv:0805.2975, doi:10.1103/PhysRevD.78.032011. 1
- [11] J.P. Lees et al. Measurement of Collins asymmetries in inclusive production of charged pion pairs in e^+e^- annihilation at BABAR. *Phys. Rev. D*, 90(5):052003, 2014. arXiv:1309.5278, doi:10.1103/PhysRevD.90.052003. 1

- [12] M. Ablikim et al. Measurement of azimuthal asymmetries in inclusive charged dipion production in e^+e^- annihilations at $\sqrt{s} = 3.65$ GeV. *Phys. Rev. Lett.*, 116(4):042001, 2016. arXiv:1507.06824, doi:10.1103/PhysRevLett.116.042001. 1
- [13] Yuri L. Dokshitzer. Calculation of the Structure Functions for Deep Inelastic Scattering and e^+e^- Annihilation by Perturbation Theory in Quantum Chromodynamics. *Sov. Phys. JETP*, 46:641–653, 1977. 1
- [14] V. N. Gribov and L. N. Lipatov. Deep inelastic $e p$ scattering in perturbation theory. *Sov. J. Nucl. Phys.*, 15:438–450, 1972. 1
- [15] Guido Altarelli and G. Parisi. Asymptotic Freedom in Parton Language. *Nucl. Phys. B*, 126:298–318, 1977. doi:10.1016/0550-3213(77)90384-4. 1
- [16] Marcin Bury, Alexei Prokudin, and Alexey Vladimirov. Extraction of the Sivers function from SIDIS, Drell-Yan, and W^\pm/Z boson production data with TMD evolution. *JHEP*, 05:151, 2021. arXiv:2103.03270, doi:10.1007/JHEP05(2021)151. 1, 7.1
- [17] John P. Ralston and Davison E. Soper. Production of Dimuons from High-Energy Polarized Proton Proton Collisions. *Nucl. Phys. B*, 152:109, 1979. doi:10.1016/0550-3213(79)90082-8. 1
- [18] Justin Cammarota, Leonard Gamberg, Zhong-Bo Kang, Joshua A. Miller, Daniel Pitonyak, Alexei Prokudin, Ted C. Rogers, and Nobuo Sato. Origin of single transverse-spin asymmetries in high-energy collisions. *Phys. Rev. D*, 102(5):054002, 2020. arXiv:2002.08384, doi:10.1103/PhysRevD.102.054002. 1, 7.2
- [19] Aurore Courtoy, Stefan Baeßler, Martín González-Alonso, and Simonetta Liuti. Beyond-Standard-Model Tensor Interaction and Hadron Phenomenology. *Phys. Rev. Lett.*, 115:162001, 2015. arXiv:1503.06814, doi:10.1103/PhysRevLett.115.162001. 1, 7.2
- [20] Leonard Gamberg, Zhong-Bo Kang, Daniel Pitonyak, Alexei Prokudin, Nobuo Sato, and Ralf Seidl. Electron-Ion Collider impact study on the tensor charge of the nucleon. *Phys. Lett. B*, 816:136255, 2021. arXiv:2101.06200, doi:10.1016/j.physletb.2021.136255. 1, 7.2, 21
- [21] T. Sjostrand, S. Mrenna, and P. Skands. PYTHIA 6.4 physics and manual. *JHEP*, 05:026, 2006. arXiv:hep-ph/0603175. 2
- [22] R. Abdul Khalek et al. Science Requirements and Detector Concepts for the Electron-Ion Collider: EIC Yellow Report. 3 2021. arXiv:2103.05419. 2, 7.1, 7.2
- [23] The ECCE detector simulations. URL: <https://github.com/ecce-notes/ecce-note-comp-2021-02>. 2

- [24] M. Anselmino, M. Boglione, U. D'Alesio, A. Kotzinian, F. Murgia, A. Prokudin, and S. Melis. Update on transversity and Collins functions from SIDIS and e^+e^- data. *Nucl. Phys. B Proc. Suppl.*, 191:98–107, 2009. arXiv:0812.4366, doi:10.1016/j.nuclphysbps.2009.03.117. 4, 26
- [25] M. Anselmino, M. Boglione, U. D'Alesio, A. Kotzinian, S. Melis, F. Murgia, A. Prokudin, and C. Turk. Sivers Effect for Pion and Kaon Production in Semi-Inclusive Deep Inelastic Scattering. *Eur. Phys. J. A*, 39:89–100, 2009. arXiv:0805.2677, doi:10.1140/epja/i2008-10697-y. 4, 7.1, 26
- [26] A. Prokudin. Repository for the tmd structure functions based on refs. [24] and [25]. URL: <https://github.com/prokudin/tmd-parametrizations/>. 4
- [27] M. Glück, E. Reya, and A. Vogt. Dynamical parton distributions revisited. *Eur. Phys. J. C*, 5:461–470, 1998. arXiv:hep-ph/9806404, doi:10.1007/s100520050289. 4
- [28] Daniel de Florian, Rodolfo Sassot, and Marco Stratmann. Global analysis of fragmentation functions for pions and kaons and their uncertainties. *Phys. Rev. D*, 75:114010, 2007. arXiv:hep-ph/0703242, doi:10.1103/PhysRevD.75.114010. 4
- [29] M. Boglione, A. Dotson, L. Gamberg, S. Gordon, J. O. Gonzalez-Hernandez, A. Prokudin, T. C. Rogers, and N. Sato. Mapping the Kinematical Regimes of Semi-Inclusive Deep Inelastic Scattering. *JHEP*, 10:122, 2019. arXiv:1904.12882, doi:10.1007/JHEP10(2019)122. 6
- [30] A. V. Efremov, K. Goeke, S. Menzel, A. Metz, and P. Schweitzer. Sivers effect in semi-inclusive DIS and in the Drell-Yan process. *Phys. Lett. B*, 612:233–244, 2005. arXiv:hep-ph/0412353, doi:10.1016/j.physletb.2005.03.010. 7.1
- [31] M. Anselmino, M. Boglione, U. D'Alesio, A. Kotzinian, F. Murgia, and A. Prokudin. Extracting the Sivers function from polarized SIDIS data and making predictions. *Phys. Rev. D*, 72:094007, 2005. [Erratum: *Phys.Rev.D* 72, 099903 (2005)]. arXiv:hep-ph/0507181, doi:10.1103/PhysRevD.72.094007. 7.1
- [32] J. C. Collins, A. V. Efremov, K. Goeke, S. Menzel, A. Metz, and P. Schweitzer. Sivers effect in semi-inclusive deeply inelastic scattering. *Phys. Rev. D*, 73:014021, 2006. arXiv:hep-ph/0509076, doi:10.1103/PhysRevD.73.014021. 7.1
- [33] Werner Vogelsang and Feng Yuan. Single-transverse spin asymmetries: From DIS to hadronic collisions. *Phys. Rev. D*, 72:054028, 2005. arXiv:hep-ph/0507266, doi:10.1103/PhysRevD.72.054028. 7.1
- [34] Alessandro Bacchetta and Marco Radici. Constraining quark angular momentum through semi-inclusive measurements. *Phys. Rev. Lett.*, 107:212001, 2011. arXiv:1107.5755, doi:10.1103/PhysRevLett.107.212001. 7.1

- [35] Peng Sun and Feng Yuan. Transverse momentum dependent evolution: Matching semi-inclusive deep inelastic scattering processes to Drell-Yan and W/Z boson production. *Phys. Rev. D*, 88(11):114012, 2013. arXiv:1308.5003, doi:10.1103/PhysRevD.88.114012. 7.1
- [36] Miguel G. Echevarria, Ahmad Idilbi, Zhong-Bo Kang, and Ivan Vitev. QCD Evolution of the Sivers Asymmetry. *Phys. Rev. D*, 89:074013, 2014. arXiv:1401.5078, doi:10.1103/PhysRevD.89.074013. 7.1
- [37] M. Boglione, U. D’Alesio, C. Flore, and J. O. Gonzalez-Hernandez. Assessing signals of TMD physics in SIDIS azimuthal asymmetries and in the extraction of the Sivers function. *JHEP*, 07:148, 2018. arXiv:1806.10645, doi:10.1007/JHEP07(2018)148. 7.1
- [38] Xuan Luo and Hao Sun. Transverse single spin asymmetry $A_{UT}^{\sin(\phi_h - \phi_s)}$ for single hadron production in SIDIS. *Phys. Rev. D*, 101(7):074016, 2020. arXiv:2004.03764, doi:10.1103/PhysRevD.101.074016. 7.1
- [39] Alessandro Bacchetta, Filippo Delcarro, Cristian Pisano, and Marco Radici. The three-dimensional distribution of quarks in momentum space. 4 2020. arXiv:2004.14278. 7.1
- [40] Miguel G. Echevarria, Zhong-Bo Kang, and John Terry. Global analysis of the Sivers functions at NLO+NNLL in QCD. *JHEP*, 01:126, 2021. arXiv:2009.10710, doi:10.1007/JHEP01(2021)126. 7.1
- [41] Marcin Bury, Alexei Prokudin, and Alexey Vladimirov. Extraction of the Sivers Function from SIDIS, Drell-Yan, and W^\pm/Z Data at Next-to-Next-to-Next-to Leading Order. *Phys. Rev. Lett.*, 126(11):112002, 2021. arXiv:2012.05135, doi:10.1103/PhysRevLett.126.112002. 7.1
- [42] Rajan Gupta, Yong-Chull Jang, Boram Yoon, Huey-Wen Lin, Vincenzo Cirigliano, and Tanmoy Bhattacharya. Isovector Charges of the Nucleon from 2+1+1-flavor Lattice QCD. *Phys. Rev. D*, 98:034503, 2018. arXiv:1806.09006, doi:10.1103/PhysRevD.98.034503. 7.2, 21
- [43] C. Alexandrou, S. Bacchio, M. Constantinou, J. Finkenrath, K. Hadjiyiannakou, K. Jansen, G. Koutsou, and A. Vaquero Aviles-Casco. Nucleon axial, tensor, and scalar charges and σ -terms in lattice QCD. *Phys. Rev. D*, 102(5):054517, 2020. arXiv:1909.00485, doi:10.1103/PhysRevD.102.054517. 7.2, 21
- [44] Tianbo Liu, Zhiwen Zhao, and Haiyan Gao. Experimental constraint on quark electric dipole moments. *Phys. Rev.*, D97(7):074018, 2018. arXiv:1704.00113, doi:10.1103/PhysRevD.97.074018. 7.2
- [45] Aurore Courtoy, Alessandro Bacchetta, Marco Radici, and Andrea Bianconi. First extraction of Interference Fragmentation Functions from e^+e^- data. *Phys. Rev. D*, 85:114023, 2012. arXiv:1202.0323, doi:10.1103/PhysRevD.85.114023. 7.2

- [46] Marco Radici, A. Courtoy, Alessandro Bacchetta, and Marco Guagnelli. Improved extraction of valence transversity distributions from inclusive dihadron production. *JHEP*, 05:123, 2015. arXiv:1503.03495, doi:10.1007/JHEP05(2015)123. 7.2
- [47] Marco Radici, Alessandro M. Ricci, Alessandro Bacchetta, and Asmita Mukherjee. Exploring universality of transversity in proton-proton collisions. *Phys. Rev. D*, 94(3):034012, 2016. arXiv:1604.06585, doi:10.1103/PhysRevD.94.034012. 7.2

ECCE consortium

Ralf Seidl^{59,64}, Alexey Vladimirov¹⁰⁴, Daniel Pitonyak¹⁰⁵, Alexei Prokudin¹⁰⁶, Alexey Vladimirov¹⁰⁷, J. K. Adkins⁴², Y. Akiba⁵⁹, A. Albataineh⁷⁹, M. Amaryan⁵³, I. C. Arsene⁸⁴, J. Bae⁶⁹, X. Bai⁹², M. Bashkanov¹⁰¹, R. Bellwied⁷⁷, F. Benmokhtar¹⁵, J. C. Bernauer^{62, 63, 64}, F. Bock⁵⁵, W. Boeglin¹⁷, M. Borysova⁹⁷, E. Brash¹¹, P. Brindza³³, W. J. Briscoe²¹, M. Brooks³⁸, S. Bueltmann⁵³, M. H. S. Bukhari³¹, A. Bylinkin⁷⁹, R. Capobianco⁷⁶, W.-C. Chang², Y. Cheon⁶⁷, K. Chen⁸, K.-F. Chen⁵², K.-Y. Cheng⁴⁶, M. Chiu⁵, T. Chujo⁸⁹, Z. Citron⁴, E. Cline^{62, 63}, E. Cohen⁵⁰, T. Cormier⁵⁵, Y. Corrales Morales³⁸, C. Cotton⁹², C. Crawford⁸⁰, S. Creekmore⁵⁵, C. Cuevas³³, J. Cunningham⁵⁵, G. David⁵, C. T. Dean³⁸, M. Demarteau⁵⁵, S. Diehl⁷⁶, N. Doshita⁹⁹, R. Dupré²⁵, J. M. Durham³⁸, R. Dzhygadlo²⁰, R. Ehlers⁵⁵, L. El Fassi⁴⁴, A. Emmert⁹², R. Ent³³, C. Fanelli⁴³, R. Fatemi⁸⁰, S. Fegan¹⁰¹, M. Finger⁹, M. Finger Jr.⁹, J. Frantz⁵³, M. Friedman²⁴, I. Friscic¹⁰², D. Gangadharan⁷⁷, S. Gardner¹⁹, K. Gates¹⁹, F. Geurts⁵⁸, R. Gilman⁶⁰, D. Glazier¹⁹, E. Glimos⁵⁵, Y. Goto⁵⁹, N. Grau³, S. V. Greene⁹³, A. Q. Guo²⁶, L. Guo¹⁷, S. K. Ha¹⁰⁰, J. Haggerty⁵, T. Hayward⁷⁶, X. He¹⁸, O. Hen⁴³, D. Higinbotham³³, M. Hoballah²⁵, P.-h. J. Hsu⁵¹, J. Huang⁵, G. Huber⁸⁵, A. Hutson⁷⁷, K. Y. Hwang¹⁰⁰, C. Hyde⁵³, M. Inaba⁷³, T. Iwata⁹⁹, H.-S. Jo³⁷, K. Joo⁷⁶, N. Kalantarians⁹⁵, K. Kawade⁶⁸, S. Kay⁸⁵, A. Kim⁷⁶, B. Kim⁶⁹, C. Kim⁵⁷, M. Kim⁵⁹, Y. Kim⁵⁷, Y. Kim⁶⁷, E. Kistenev⁵, V. Klimenko⁷⁶, S. H. Ko⁶⁶, I. Korover⁴³, W. Korsch⁸⁰, G. Krintiras⁷⁹, S. Kuhn⁵³, C.-M. Kuo⁴⁶, T. Kutz⁴³, J. Lajoie²⁸, D. Lawrence³³, S. Lebedev²⁸, J. S. H. Lee⁶⁶, S. W. Lee³⁷, Y.-J. Lee⁴³, W. Li⁵⁸, W. Li^{62, 63, 98}, X. Li¹⁰, X. Li³⁸, Y. T. Liang²⁶, S. Lim⁵⁷, C.-h. Lin², D. X. Lin²⁶, K. Liu³⁸, M. X. Liu³⁸, K. Livingston¹⁹, N. Liyanage⁹², W. J. Llope⁹⁶, C. Loizides⁵⁵, E. Long⁸³, R.-S. Lu⁵², Z. Lu¹⁰, W. Lynch¹⁰¹, D. Marchand²⁵, M. Marcisovsky¹⁴, P. Markowitz¹⁷, P. McGaughey³⁸, M. Mihovilovic⁸¹, R. G. Milner⁴³, A. Milov⁹⁷, Y. Miyachi⁹⁹, P. Monaghan¹¹, R. Montgomery¹⁹, D. Morrison⁵, C. Munoz Camacho²⁵, M. Murray⁷⁹, K. Nagai³⁸, J. Nagle⁷⁴, I. Nakagawa⁵⁹, C. Nattrass⁹⁰, D. Nguyen³³, S. Niccolai²⁵, R. Nouicer⁵, G. Nukazuka⁵⁹, M. Nycz⁹², V. A. Okorokov⁴⁹, S. Orešić⁸⁵, J. Osborn⁵⁵, C. O'Shaughnessy³⁸, S. Paganis⁵², Z. Papandreou⁸⁵, S. Pate⁴⁸, M. Patel²⁸, C. Paus⁴³, G. Penman¹⁹, M. G. Perdekamp⁷⁸, D. V. Perepelitsa⁷⁴, H. Periera da Costa³⁸, K. Peters²⁰, W. Phelps¹¹, E. Piasetzky⁷⁰, C. Pinkenburg⁵, I. Prochazka⁹, T. Protzman⁴⁰, M. Purschke⁵, J. Putschke⁹⁶, J. R. Pybus⁴³, R. Rajput-Ghoshal³³, J. Rasson⁵⁵, B. Raue¹⁷, K. Read⁵⁵, K. Røed⁸⁴, R. Reed⁴⁰, J. Reinhold¹⁷, E. L. Renner³⁸, J. Richards⁷⁶, C. Riedl⁷⁸, T. Rinn⁵, J. Roche⁵³, G. M. Roland⁴³, G. Ron²⁴, M. Rosati²⁸, C. Royon⁷⁹, J. Ryu⁵⁷, S. Salur⁶⁰, N. Santiesteban⁴³, R. Santos⁷⁶, M. Sarsour¹⁸, J. Schambach⁵⁵, A. Schmidt²¹, N. Schmidt⁵⁵, C. Schwarz²⁰, J. Schwiening²⁰, R. Seidl⁵⁹, A. Sickles⁷⁸, P. Simmerling⁷⁶, S. Sirca⁸¹, D. Sharma¹⁸, Z. Shi³⁸, T.-A. Shibata⁴⁷, C.-W. Shih⁴⁶, S. Shimizu⁵⁹, U. Shrestha⁷⁶, K. Slifer⁸³, K. Smith³⁸, R. Soltz⁴¹, W. Sondheim³⁸, J. Song¹⁰, J. Song⁵⁷, I. I. Strakovsky²¹, P. Steinberg⁵, J. Stevens⁹⁸, J. Strube⁵⁶, P. Sun¹⁰, X. Sun⁸, K. Suresh⁸⁵, W.-C. Tang⁴⁶, S. Tapia Araya²⁸, S. Tarafdar⁹³, L. Teodorescu⁶, A. Timmins⁷⁷, L. Tomasek¹⁴, N. Trotta⁷⁶, T. S. Tveter⁸⁴, E. Umaka²⁸, A. Usman⁸⁵, H. W. van Hecke³⁸, J. Velkovska⁹³, E. Voutier²⁵, P.K. Wang²⁵, Q. Wang⁷⁹, Y. Wang⁸, Y. Wang⁷², D. P. Watts¹⁰¹, L. Weinstein⁵³, M. Williams⁴³, C.-P. Wong³⁸, L. Wood⁵⁶, M. H. Wood⁷, C. Woody⁵, B. Wyslouch⁴³, Z. Xiao⁷², Y. Yamazaki³⁵, Y. Yang⁴⁵, Z. Ye⁷², H. D. Yoo¹⁰⁰, M. Yurov³⁸,

N. Zachariou¹⁰¹, W.A. Zajc¹², J. Zhang⁹², Y. Zhang⁷², Y. X. Zhao²⁶, X. Zheng⁹², P. Zhuang⁷²,
82, 32, 36, 71, 75, 87, 88, 91, 94, 1, 13, 16, 22, 23, 27, 29, 30, 34, 39, 61, 65, and ¹⁰³

¹⁰⁴*Universität Regensburg, Regensburg, Germany*

¹⁰⁵*Lebanon Valley College, Annville, PA, USA*

¹⁰⁶*Penn State University Berks, Reading, PA, USA*

¹⁰⁷*Universität Regensburg, Regensburg, Germany*

1

²*Institute of Physics, Academia Sinica, Taipei, Taiwan*

³*Augustana University, Sioux Falls, SD, USA*

4

⁵*Brookhaven National Laboratory, Upton, NY, USA*

⁶*Brunel University London, Uxbridge, UK*

⁷*Canisius College, Buffalo, NY, USA*

⁸*Central China Normal University, Wuhan, China*

⁹*Charles University, Faculty of Maths and Physics, Prague, Czech Republic*

¹⁰*China Institute of Atomic Energy, Fangshan, Beijing, China*

¹¹*Christopher Newport University, Newport News, VA, USA*

¹²*Department of Physics, Columbia University, New York, NY, USA*

13

¹⁴*Czech Technical University in Prague, Faculty of Nuclear Sciences and Physical Engineering, Czech Republic*

¹⁵*Duquesne University, Pittsburgh, PA, USA*

16

¹⁷*Florida International University, Miami, FL, USA*

¹⁸*Georgia State University, Atlanta, GA, USA*

¹⁹*School of Physics and Astronomy, University of Glasgow, Glasgow, UK*

²⁰*GSI Helmholtzzentrum fuer Schwerionenforschung, Darmstadt, Germany*

²¹*The George Washington University, Washington, DC, USA*

22

23

²⁴*Racah Institute of Physics, Hebrew University, Jerusalem, Israel*

²⁵*Université Paris-Saclay, CNRS/IN2P3, IJCLab, Orsay, France*

²⁶*Institute of Modern Physics, Chinese Academy of Sciences, Lanzhou, Gansu, China*

27

²⁸*Iowa State University*

29

30

³¹*Jazan University, Gizan, Jazan.*

32

33

34

³⁵*Graduate School of Science, Kobe University, Kobe, Japan*

36

37

³⁸*Los Alamos National Laboratory, Los Alamos, NM, USA*

- ⁴⁰*Lehigh University, Bethlehem, PA, USA*
- ⁴¹*Lawrence Livermore National Laboratory, Livermore, CA, USA*
- ⁴²*Morehead State University, Morehad, KY, USA*
- ⁴³*Massachusetts Institute of Technology, Cambridge, MA, USA*
- ⁴⁴*Mississippi State University, Mississippi State, MS, USA*
- ⁴⁵*National Cheng Kung University, Tainan, Taiwan*
- ⁴⁶*National Central University, Chungli, Taiwan*
- ⁴⁷*Nihon University, CST, Tokyo, Japan*
- ⁴⁸*New Mexico State University, Las Cruces, NM, USA*
- ⁴⁹*National Research Nuclear University MEPhI, Moscow, Russian Federation*
- ⁵⁰*Nuclear Research Center - Negev, Physics Dept., Beer-Sheva, Israel*
- ⁵¹*National Tsing Hua University, Hsinchu, Taiwan*
- ⁵²*National Taiwan University, Taipei, Taiwan*
- ⁵³*Old Dominion University, Department of Physics, Norfolk VA, USA*
- ⁵³*Ohio University, Dept. Of Physics and Astronomy, Athens OH, USA*
- ⁵⁵*Oak Ridge National Laboratory, PO Box 2008, Oak Ridge, TN, USA*
- ⁵⁶*Pacific Northwest National Laboratory, Richland, WA, USA*
- ⁵⁷*Pusan National Univeristy, Busan, Republic of Korea*
- ⁵⁸*Rice University, Houston, TX, USA*
- ⁵⁹*RIKEN Nishina Center, Wako, Saitama, Japan*
- ⁶⁰*The State University of New Jersey, Department of Physics and Astronomy, Piscataway, NJ, USA*
- ⁶¹
- ⁶²*Center for Frontiers in Nuclear Science, Department of Physics and Astronomy, Stony Brook University, Stony Brook, NY, USA*
- ⁶³*Department of Physics and Astronomy, Stony Brook University, Stony Brook, NY, USA*
- ⁶⁴*RIKEN BNL Research Center, Brookhaven National Laboratory, Upton, NY, USA*
- ⁶⁵
- ⁶⁶*Seoul National University, Seoul, Republic of Korea*
- ⁶⁷*Sejong University, Seoul, Republic of Korea*
- ⁶⁸*Shinshu University, Matsumoto, Nagano, Japan*
- ⁶⁹*Sungkyunkwan University, Suwon, Republic of Korea*
- ⁷⁰
- ⁷¹
- ⁷²*Tsinghua University, Beijing, China*
- ⁷³*Tsukuba University of Technology, Tsukuba, Ibaraki, Japan.*
- ⁷⁴*University of Colorado Boulder, Boulder, CO, USA*
- ⁷⁵
- ⁷⁶*University of Connecticut, Storrs, CT, USA*
- ⁷⁷*University of Houston, Houston, TX, USA*
- ⁷⁸*University of Illinois, Urbana, IL, USA*
- ⁷⁹
- ⁸⁰
- ⁸¹*Faculty of Mathematics and Physics, University of Ljubljana, Ljubljana, Slovenia*
- ⁸²
- ⁸³*University of New Hampshire, Durham, NH, USA*

- ⁸⁴*Department of Physics, University of Oslo, Norway*
- ⁸⁵*University of Regina, Regina, SK, Canada*
- ⁶⁶*Seoul National University, Seoul, Republic of Korea*
- ⁸⁷
- ⁸⁸
- ⁸⁹*University of Tsukuba, Tsukuba, Japan*
- ⁹⁰*University of Tennessee, Knoxville, TN, USA*
- ⁹¹
- ⁹²*University of Virginia, Charlottesville, VA, USA*
- ⁹³*Department of Physics and Astronomy, Vanderbilt University, Nashville, TN, USA*
- ⁹⁴
- ⁹⁵*Virginia Union University, Richmond, VA, USA*
- ⁹⁶*Wayne State University, Detroit, MI, USA*
- ⁹⁷*Department of Particle Physics and Astrophysics, Weizmann Institute of Science, Rehovot, Israel*
- ⁹⁸*William and Mary, Williamsburg, VA, USA*
- ⁹⁹*Faculty of Science, Yamagata University, Yamagata, Japan*
- ¹⁰⁰
- ¹⁰¹*Yonsei University, Seoul, Republic of Korea*
- ¹⁰²*University of York, York, UK*
- ¹⁰³*Department of Physics, Faculty of Science, University of Zagreb, Zagreb, Croatia*