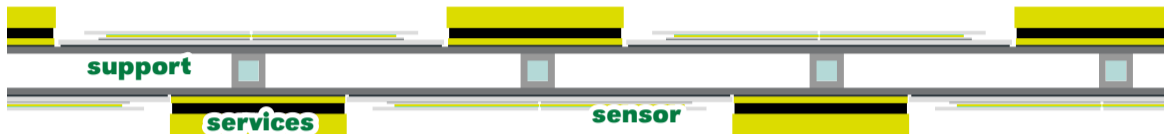


TTL detector performance studies - follow-up -

**EPIC Tracking Meeting
August 4, 2022**

Nicolas Schmidt



Support:

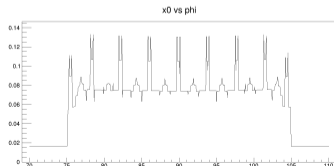
Layer	material	thickness
Top plate	aluminum	1mm
air gap	air	5mm
bottom plate	aluminum	1mm
cooling	aluminum	5mm diam. tube 1mm wall

Services:

Layer	material	thickness
Thermal pad	graphite	0.25mm
High Speed Board	polystyrene	1mm
Power board	polystyrene	3.1 mm

Sensor:

Layer	material	thickness
Thermal pad	graphite	0.25mm
AlN	AlN	0.79mm
Laird Film	graphite	0.08mm
ROC	plastic	0.25mm
Solder (Tin)	tin	0.03mm
Sensor	silicium	0.3mm
Epoxy	epoxy	0.08mm
AlN	AlN	0.51mm






- Material budget $\sim 8\% X/X_0$ dominated by Al plates
→ cooling pipes with substantial material

More infos in CMS ETL TDR [\[\[Link\]\]](#)

Reminder: ECCE-style TTL Layer

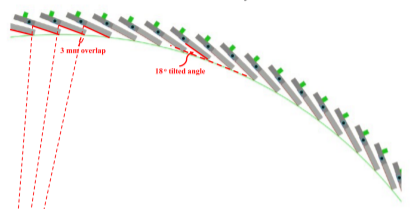
- Barrel made of 12 modules in azimuth and multiple modules along z-axis
- Forward layers mounted on both sides of large disk
- AC-LGAD pixel sensors with $500\mu\text{m}$ pitch
→ $30\mu\text{m}$ position resolution



Reminder: ATHENA-style barrel TOF (DD4hep)

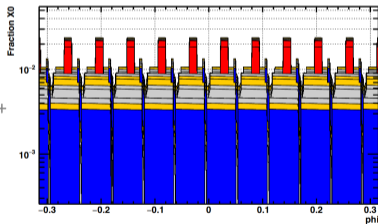
ATHENA Barrel TOF Detector Layout

Full azimuthal coverage



- Material budget $\sim 1\%X/X_0$
- ATHENA design placed at $R \sim 52.5\text{cm}$
- Strip AC-LGAD with $0.5 \times 10\text{mm}$ pitch
- Full coverage in φ , 98% coverage in z

Material Scan (51 cm < rho < 55 cm, -120 cm < z < 120 cm)




$h = 0.642\text{ cm}$

$w = 5.6\text{ cm}$

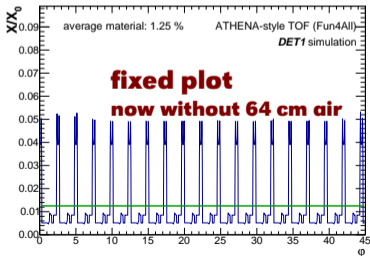



- AC-LGAD sensor
- Frontend ASICs
- Carbon foam+ Carbon honeycomb+ CF skins
- Al cooling tube
- Liquid coolant
- Kapton PCB
- Connector

$l = \frac{1}{2} L = 0.673\text{ m}$

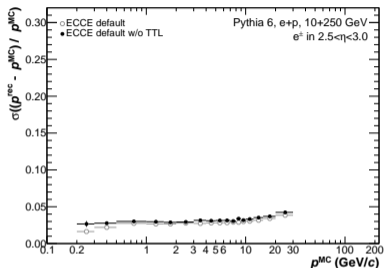
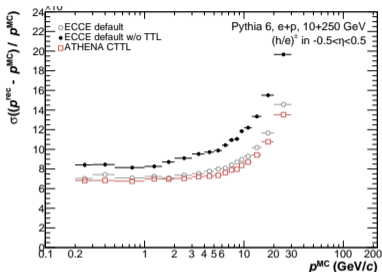
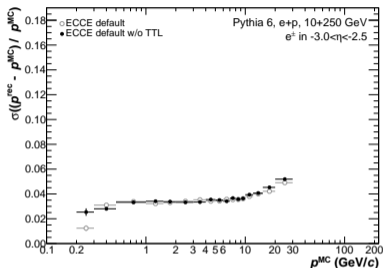


NEW: ATHENA-style barrel TOF (Fun4All)

- **Material budget** $\sim 1.2\%X/X_0$
 → C-foam (honeycomb) density 0.09(0.03) g/cm³
 → cooling with significant material
- Detector placed at $R \sim 64\text{cm}$
- Detector length $\sim 2.8\text{m} \rightarrow \approx 11\text{m}^2$ of sensors

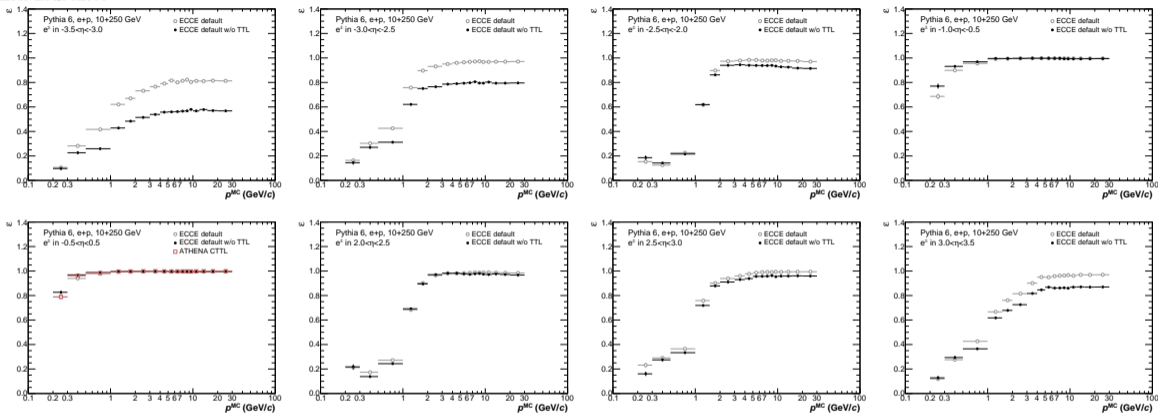


now with lower $|\eta|$ bins!



- Comparison between CTTL and ATHENA TOF detector design
 - slight improvement of tracking performance
 - possibly due to all sensors being in front of support material
- Comparison to TTL layers being excluded from Kalman filter
 - important tracking constraints in barrel and forward
 - surprisingly low impact in backward direction

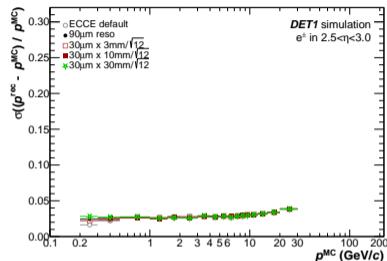
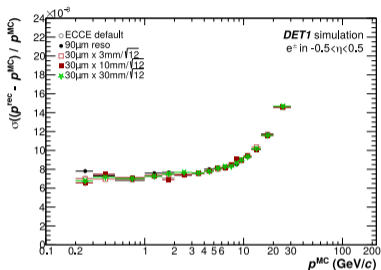
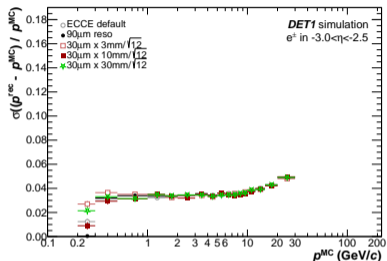
Tracking efficiency - Different Detectors



- Clear improvement of tracking efficiency with TTL, especially at high $|\eta|$
- Overall low efficiency for $p < 1\text{GeV}$ in fwd/bwd

Momentum resolution - Different Sensors

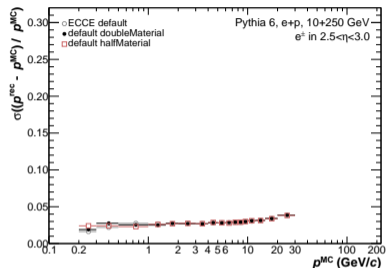
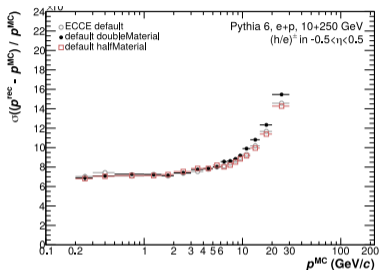
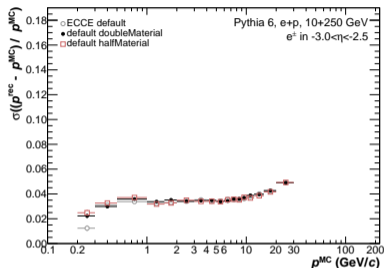
now with lower $|\eta|$ bins!



- Studies performed via Kalman filter adjustments
 - Forward/backward sensor resolution changed in φ and R
 - Barrel sensor resolution changed in φ and z
- Momentum resolution appears unaffected by AC-LGAD pitch
 - strip sensors (also with larger pitch in φ) can be used

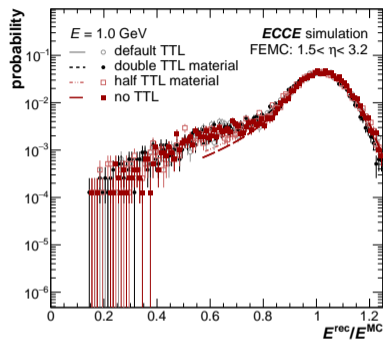
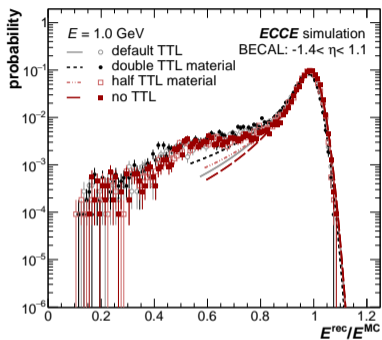
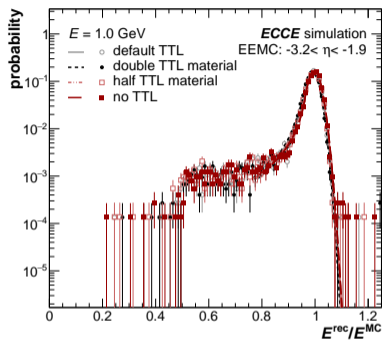
Momentum resolution - Different Material

now with lower $|\eta|$ bins!



- Material of TTL layer with small/negligible impact on tracking resolution
→ however, ECal performance might depend on low material budget

Calorimeter resolution - TTL Material



- Negligible impact of TTL material to calorimeter resolution in all directions
 → allows for more freedom with supports and cooling as tracking performance is similarly unaffected by material

- ATHENA-style barrel design implemented in Fun4All
→ material, cooling and support to be further evaluated
- TTL layers have significant impact on momentum resolution in barrel and forward
→ not that sensitive to sensor pitch in φ direction
- Small effect from TTL layer material variations on tracking performance
→ but calorimeters would benefit from less material
- TTL layers provide crucial information for Cherenkov detectors
→ position and angle constraints at entrance of detector
→ significantly worse position resolution without TTL hits

Backup

- **spatial resolution of sensors**

- 1) Ideal $30 \times 30 \mu\text{m}$

- 2) Barrel: $30 \mu\text{m}$ along $r^*\text{phi}$, while $3 \text{ mm}/\sqrt{12}$, $1 \text{ cm}/\sqrt{12}$, or $3 \text{ cm}/\sqrt{12}$ in Z

- 3) Endcap: $30 \mu\text{m}$ along phi, while $3 \text{ mm}/\sqrt{12}$, $1 \text{ cm}/\sqrt{12}$, or $3 \text{ cm}/\sqrt{12}$ in R

- **timing resolution of sensors (see presentation by Friederike next week)**

- 1) 25 ps (Default ECCE design)

- 2) variations: 30 ps, 35 ps, 40 ps, 50 ps

- **material budget**

- 1.a) Default ($\sim 7.5\%X_0$ based on ECCE)

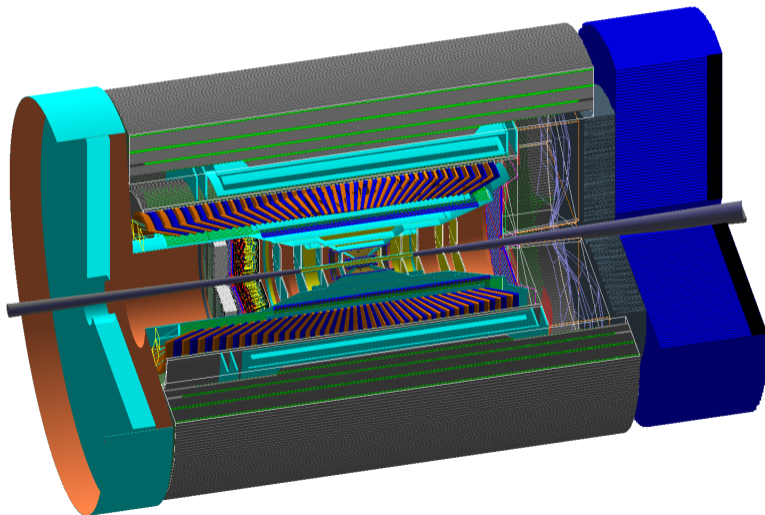
- 1.b) $\sim 3.75\%X_0$ (half thickness of ECCE design)

- 1.c) $\sim 15\%X_0$ (twice thickness of ECCE design)

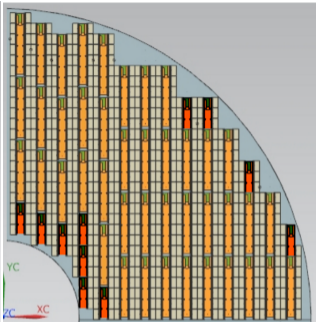
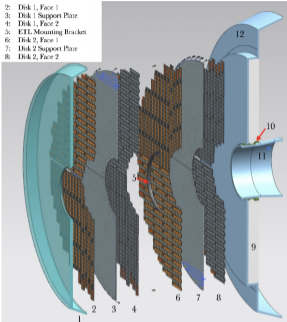
- 2.a) $\sim 1\%X_0$ based on ATHENA design

- 2.b) $\sim 2\%X_0$ (twice of ATHENA design)

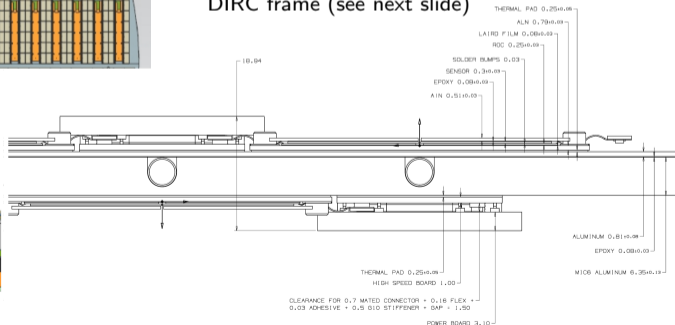
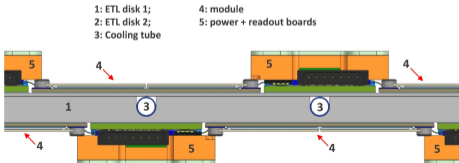
ATHENA-style barrel TOF in Det1 (Fun4All)



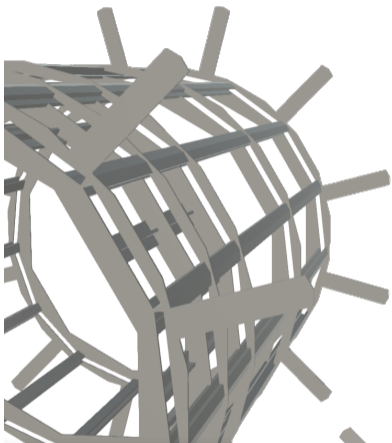
TTL disk design



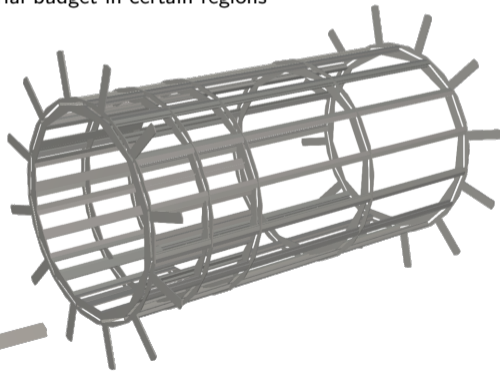
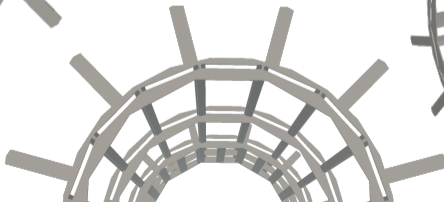
- Design based on the CMS forward upgrade [link]
- Basic elements: ladders of 3 or 6 LGAD sensors with service hybrid (for readout and power)
- Sensors mounted on aluminum plate (currently 6mm thick) and contains cooling
- Sensors on back side of plate shifted to cover service hybrid dead area (see bottom figure)
- Barrel layer to be mounted on inner or outer part of DIRC frame (see next slide)




DIRC frame in barrel



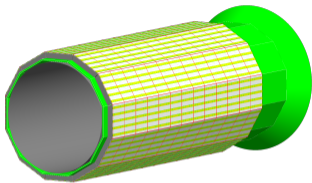
- Currently only stepping files of this frame exist (sent around by Tanja)
→ porting to Fun4All needed
- Frame allows to mount modules on various radial positions
- Considered material is steel at the moment
→ significant material budget in certain regions





New Layers in Geant4 - 3




Barrel layer outside DIRC



- Implemented barrel radial positions: 50 cm, 80 cm, 89 cm (other radii possible, but not optimized!)
- Forward layers can be at any z position and with any radius



New TTL layers in default ECCE configuration



Barrel layer inside DIRC

