

# Imaging the nuclear structure in high-energy nuclear collisions

Chunjian Zhang

1st CFNS Postdoc Meet, Stony Brook, Oct. 16-20, 2023




Stony Brook **University**

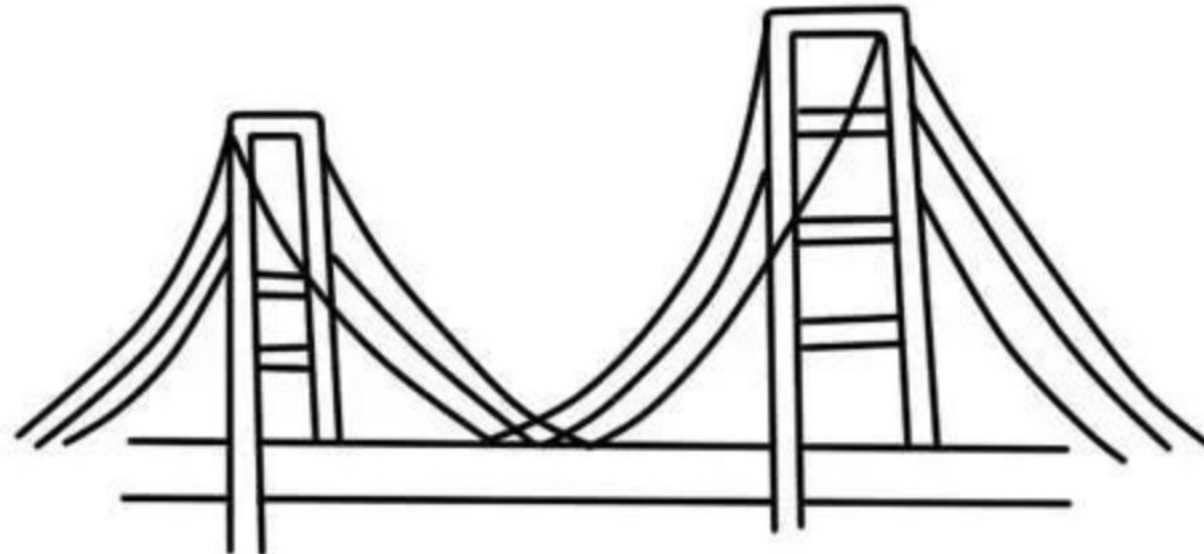
# Outline

1. Nuclear structure connection to heavy-ion collisions
2. Nuclear deformation in  $^{238}\text{U}$  nucleus
3. Nuclear structure in isobaric  $^{96}\text{Ru}$  and  $^{96}\text{Zr}$  nuclei
4. Nucleonic clustering in  $^{16}\text{O}$  light nucleus
5. Conclusions and outlooks

# Section 1: Nuclear structure connection to heavy-ion collisions



Nuclear deformation  
Neutron skin  
Nucleonic clustering  
....



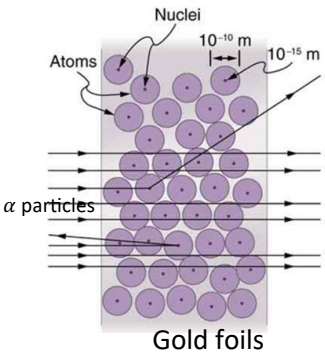
Low energy community

Heavy-ion community

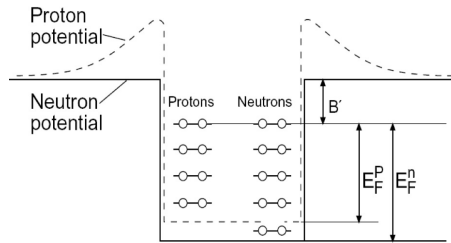
?

# Recap the moments for understanding the nuclear structure

Rutherford model




Fermi-Gas model




Liquid drop model



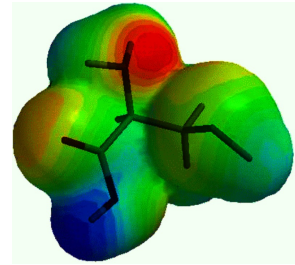
Shell model



Collective model



Density-functional theory



Rutherford, 1911



Fermi, 1932

George, Bohr and John, 1936

Mayer and Jensen, 1949

Bohr and Mottelson, 1953

Walter Kohn, 1964



1963



1975

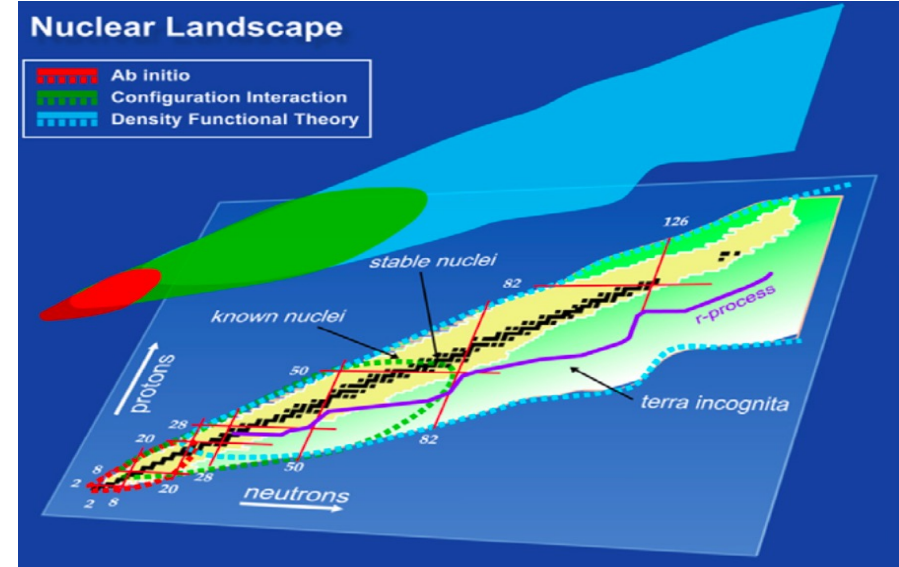


1/2 1998



# Collective structure of atomic nuclei

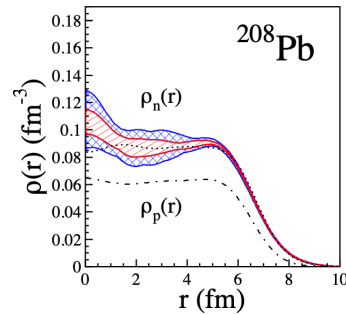
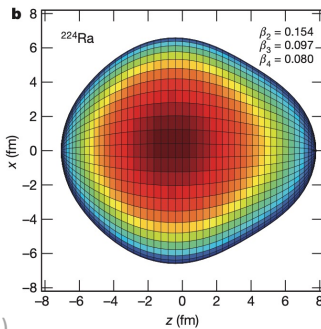
- Emergent phenomena of the many-body quantum system
  - Quadrupole/octupole/hexadecapole deformations
  - Clustering, halo, skin, bubble...
  - Non-monotonic evaluation with N and Z



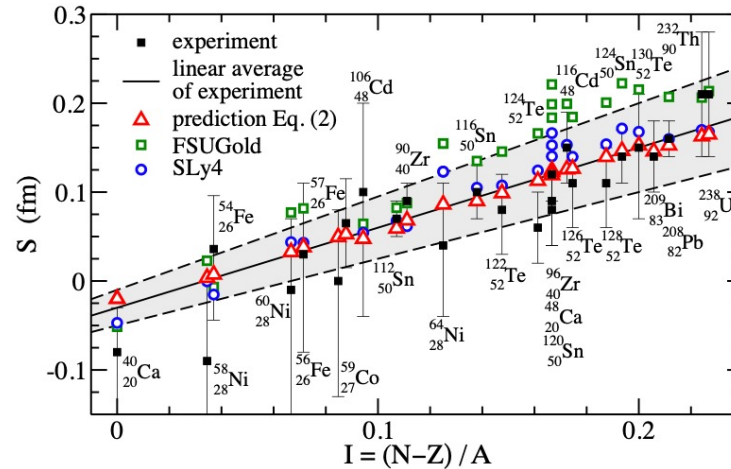
Quadrupole



Octupole



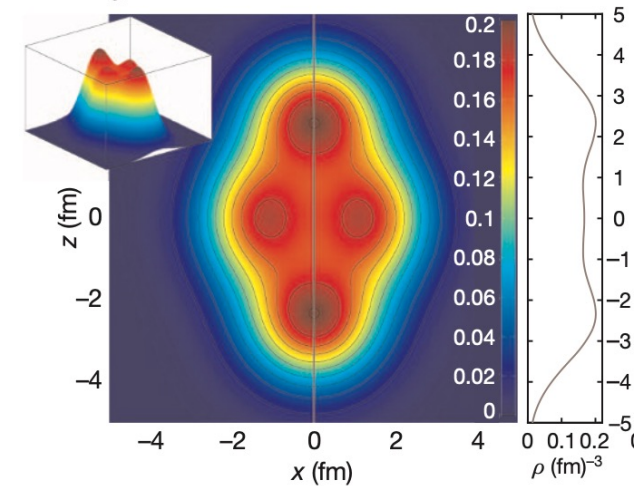
Neutron skin



A. Trzcinska et al., PRL87, 082501(2001)

B. M. Centelles et al., PRL102, 122502(2009)

nucleonic clustering



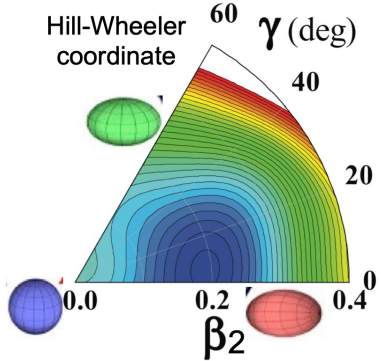
J.P. Ebran et al. Nature487, 341(2012)

S. Cwiok et al., Nature433, 705(2005)

LP Gaffney et al., Nature497, 199(2013)

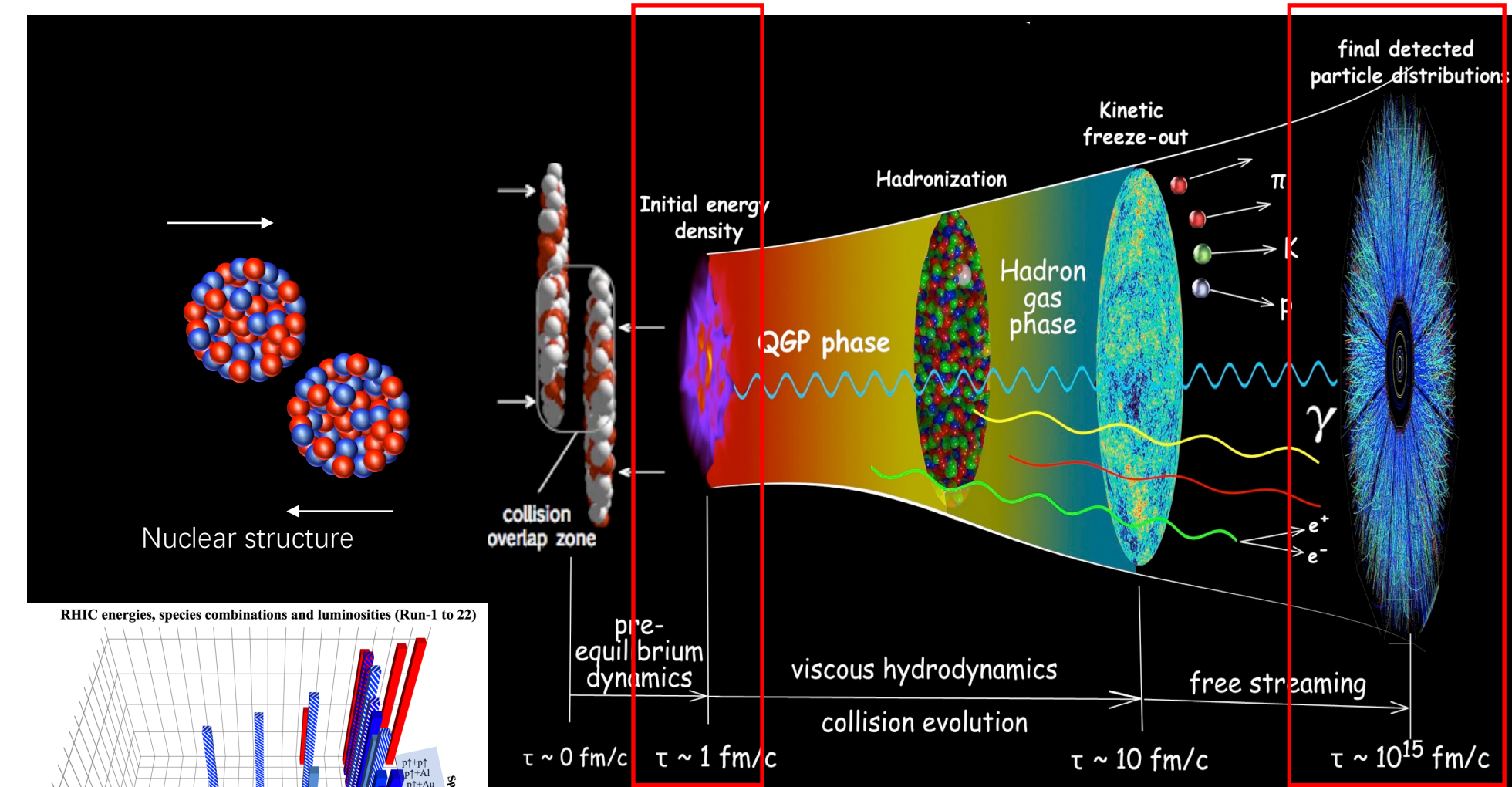
Hill-Wheeler coordinate

Triaxial spheroid




AN Andreyev et al., Nature405, 430(2000)

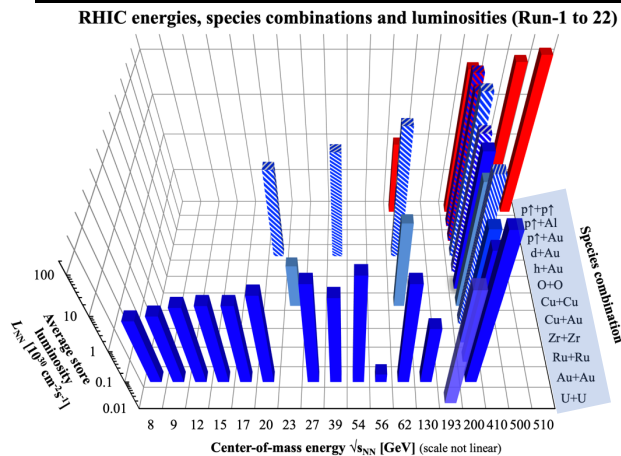
# Multi-stages in relativistic heavy-ion collisions



Multiple stage /Complex dynamics



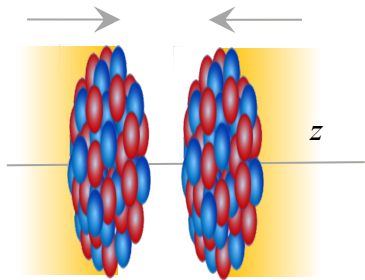
Hybrid multi-stage Modeling with event-by-event fluctuations



$$e(x, y) \sim \begin{cases} T_A + T_B \\ T_A T_B \\ \sqrt{T_A T_B} \\ \min\{T_A, T_B\} \\ T_A + T_B + \alpha T_A T_B \end{cases} \quad \begin{cases} N_{\text{part}} \text{ - scaling, } p = 1 \\ N_{\text{coll}} \text{ - scaling, } p = 0, q = 2 \\ \text{Trento default, } p = 0 \\ \text{KLN model, } p \sim -2/3 \\ \text{two-component model,} \\ \text{similar to quark-gluon model} \end{cases} \quad T \propto \left( \frac{T_A^p + T_B^p}{2} \right)^{q/p}$$

# Collective flow assisted nuclear structure imaging

Nuclear structure

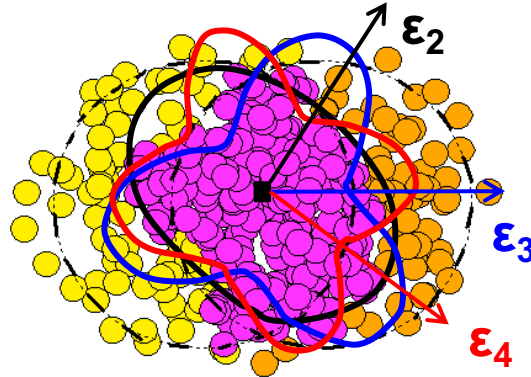


$$\rho(r, \theta, \phi) = \frac{\rho_0}{1 + e^{(r-R(\theta, \phi))/a_0}}$$

$$R(\theta, \phi) = R_0(1 + \beta_2[\cos \gamma Y_{2,0}(\theta, \phi) + \sin \gamma Y_{2,2}(\theta, \phi)] + \beta_3 Y_{3,0}(\theta, \phi))$$

- $\beta_2 \rightarrow$  Quadrupole deformation
- $\beta_3 \rightarrow$  Octupole deformation
- $\gamma \rightarrow$  Triaxiality
- $a_0 \rightarrow$  Surface diffuseness
- $R_0 \rightarrow$  Nuclear size

Initial state



Initial Size

$$R_{\perp}^2 \propto \langle r_{\perp}^2 \rangle$$

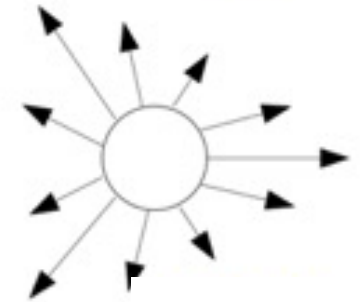
Initial Shape

$$\mathcal{E}_n \propto \langle r_{\perp}^n e^{in\phi} \rangle$$

$$R_0 \quad a_0 \quad \beta_n$$

?

Final state



$$F = -\nabla P(\epsilon)$$

hydro-response

Radial Flow

Anisotropic Flow

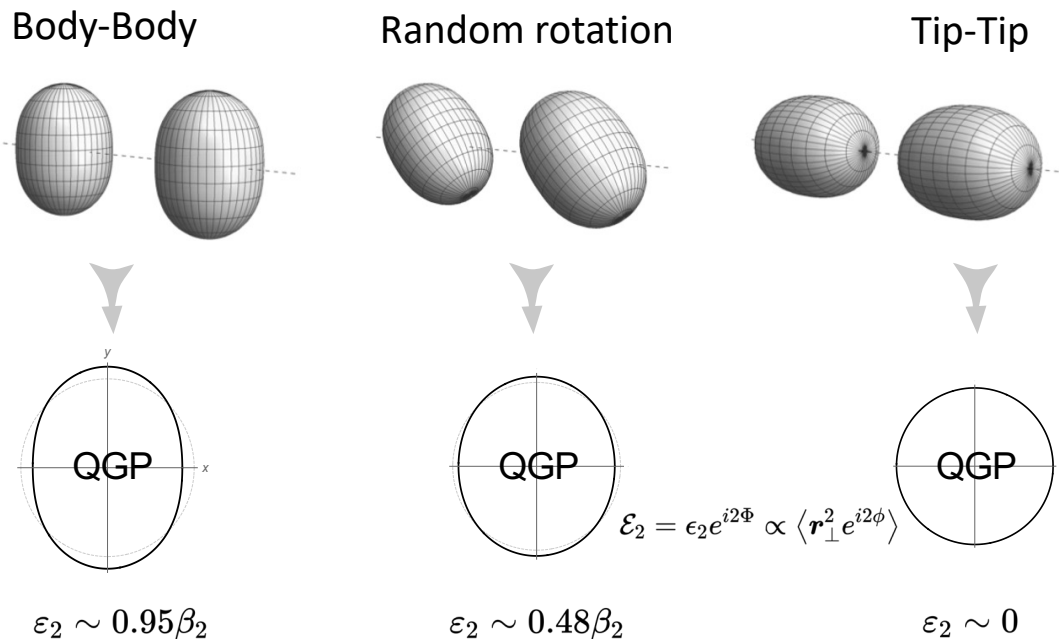
$$\frac{d^2 N}{d\phi dp_T} = N(p_T) \left( \sum_n V_n e^{-in\phi} \right)$$

$$N_{ch} \propto N_{part} \quad \frac{\delta[p_T]}{[p_T]} \propto -\frac{\delta R_{\perp}}{R_{\perp}} \quad V_n \propto \mathcal{E}_n$$

High energy: Large multiplicity and boost invariance; approximate linear response in each event

- **Constrain the initial condition** by comparing nuclei with known structure properties.
- **Reveal novel properties of nuclei** by leveraging known hydrodynamic response.
- **Study the unknown nuclear structure** by heavy-ion collisions.

# Connecting the initial conditions to the nuclear shape



$$\epsilon_2 = \underbrace{\epsilon_0}_{\text{undeformed}} + \underbrace{p(\Omega_1, \Omega_2)}_{\text{phase factor}} \beta_2 + \mathcal{O}(\beta_2^2)$$



$$\langle \epsilon_2^2 \rangle \approx \langle \epsilon_0^2 \rangle + 0.2\beta_2^2$$

$$\langle v_n^2 \rangle \propto \langle \epsilon_n^2 \rangle$$

$$\rho(r, \theta, \phi) = \frac{\rho_0}{1 + e^{(r-R(\theta, \phi))/a_0}}$$

$$R(\theta, \phi) = R_0(1 + \beta_2[\cos \gamma Y_{2,0}(\theta, \phi) + \sin \gamma Y_{2,2}(\theta, \phi)] + \beta_3 Y_{3,0}(\theta, \phi))$$

- In principle, can measure any moments of  $p(1/R, \epsilon_2, \epsilon_3 \dots)$

- Mean  $\langle d_{\perp} \rangle$
- Variance  $\langle \epsilon_n^2 \rangle, \langle (\delta d_{\perp}/d_{\perp})^2 \rangle$
- Skewness  $\langle \epsilon_n^2 \delta d_{\perp}/d_{\perp} \rangle, \langle (\delta d_{\perp}/d_{\perp})^3 \rangle$
- Kurtosis  $\langle \epsilon_n^4 \rangle - 2\langle \epsilon_n^2 \rangle^2, \langle (\delta d_{\perp}/d_{\perp})^4 \rangle - 3\langle (\delta d_{\perp}/d_{\perp})^2 \rangle^2$

- All have a simple connection to deformation

- Two-points correlation
- Three-points correlation

$$\langle \epsilon_2^2 \rangle \sim a_2 + b_{2,2} \langle \beta_2^2 \rangle + b_{2,3} \langle \beta_3^2 \rangle \quad \langle \epsilon_2^2 \delta d_{\perp}/d_{\perp} \rangle \sim a_1 - b_1 \cos(3\gamma) \beta_2^3$$

$$\langle \epsilon_3^2 \rangle \sim a_3 + b_{3,3} \langle \beta_3^2 \rangle + b_{3,4} \langle \beta_4^2 \rangle \quad \langle (\delta d_{\perp}/d_{\perp})^3 \rangle \sim a_2 - b_2 \cos(3\gamma) \beta_2^3$$

$$\langle \epsilon_4^2 \rangle \sim a_4 + b_{4,4} \langle \beta_4^2 \rangle$$

$$\langle (\delta d_{\perp}/d_{\perp})^2 \rangle \sim a_0 + b_0 \beta_2^2 + b_{0,3} \beta_3^2$$



# Low-energy spectroscopy vs high-energy snapshot method

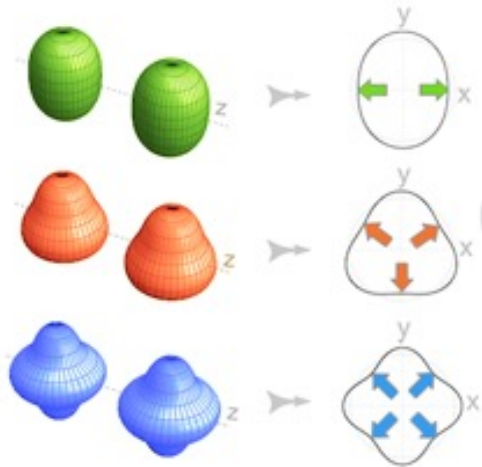
- Intrinsic frame shape not directly visible in lab frame at time scale  $\tau > I/\hbar \sim 10^{-21} \text{ s}$
- Mainly inferred from non-invasive spectroscopy methods.

T. Nakatsukasa et al., RevModPhys88, 045004(2016)

Electron-scattering experiments

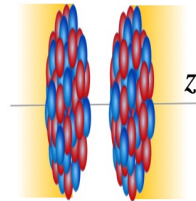


- Shape-frozen like snapshot** in nuclear crossing ( $10^{-25} \text{ s} \ll$  rotational time scale  $10^{-21} \text{ s}$ ) probe entire mass distribution in the intrinsic frame via multi-point correlations.

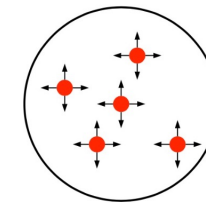


Collective flow-assisted imaging

Fast crossing  
 $\tau \approx 2R_0/\gamma \lesssim 0.1 \text{ fm}/c$



Large multiplicity



$$\mathbf{r} = r e^{i\phi}$$

G. Giacalone et al., PRC100, 024905(2019)

Intrinsic frame

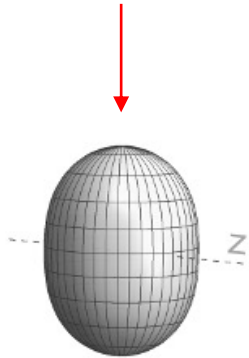
$$S(\mathbf{r}_1, \mathbf{r}_2) = \langle \rho(\mathbf{r}_1) \rho(\mathbf{r}_2) \rangle - \langle \rho(\mathbf{r}_1) \rangle \langle \rho(\mathbf{r}_2) \rangle$$

$$\epsilon_2 = \frac{\int_{\mathbf{r}} \mathbf{r}^2 S(\mathbf{r})}{\int_{\mathbf{r}} |\mathbf{r}|^2 \langle S(\mathbf{r}) \rangle} \quad \Rightarrow \quad \langle \epsilon_2^2 \rangle = \frac{\int_{\mathbf{r}_1, \mathbf{r}_2} (\mathbf{r}_1)^2 (\mathbf{r}_2^*)^2 S(\mathbf{r}_1, \mathbf{r}_2)}{\left( \int_{\mathbf{r}} |\mathbf{r}|^2 \langle S(\mathbf{r}) \rangle \right)^2}$$

## Section 2: Nuclear deformation in $^{238}\text{U}$

$$\rho(r, \theta, \phi) = \frac{\rho_0}{1 + e^{(r-R(\theta,\phi))/a_0}}$$

$$R(\theta, \phi) = R_0(1 + \beta_2[\cos \gamma Y_{2,0}(\theta, \phi) + \sin \gamma Y_{2,2}(\theta, \phi)] + \beta_3 Y_{3,0}(\theta, \phi) + \beta_4 Y_{4,0}(\theta, \phi))$$



W. Ryssens et al., PRL130, 212302(2023)

DFT calculations predict a smaller WS deformation  $\beta_{2\text{U}} \approx 0.28 \rightarrow \beta_{2\text{U,WS}} \approx 0.25$

corresponding to a larger volume deformation in presence of  $\beta_{4\text{U}} \sim 0.1$   $\beta_{2,\text{body}} = \frac{4\pi}{3R_0^2 A} \int d^3r \rho(\mathbf{r}) r^2 Y_{20}$

Low-energy estimate with rigid rotor assumption from B(E2) data  $\beta_{2,\text{LD}} = \frac{4\pi}{5R_0^2 Z} \sqrt{\frac{B(\text{E}2)}{e^2}}$

$$\beta_{2\text{U,LD}} = 0.287 \pm 0.007 \quad \gamma_{\text{U,LD}} = 6^\circ - 8^\circ$$

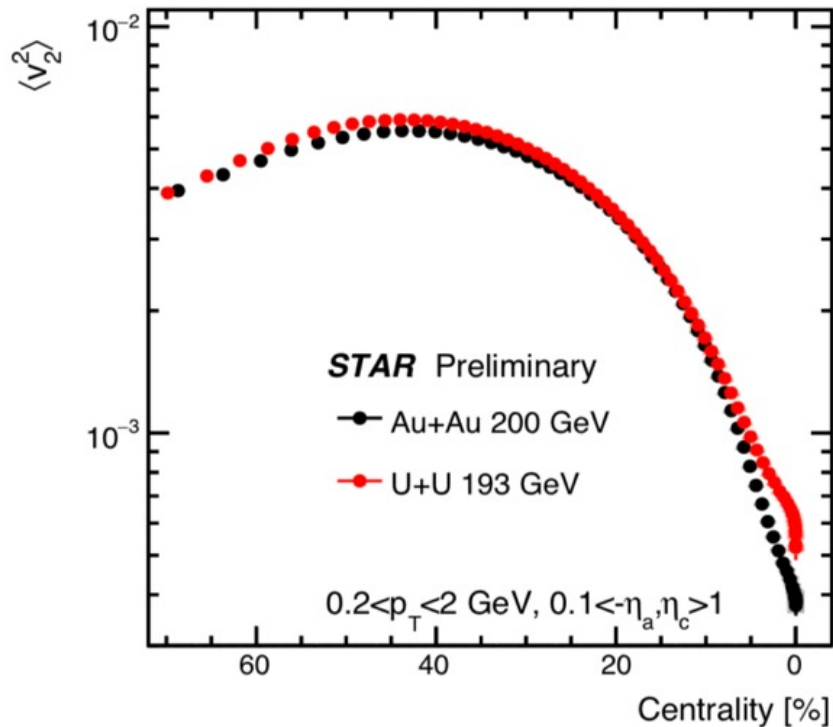
B. Pritychenko et al., J.ADT.107, 1(2016)

C. Y. Wu et al., PRC54, 2356(1996)

# Evidence of deformation from system comparison

Enhancement  $v_{2U}/v_{2Au}$  is the combined effects of a larger system and deformation

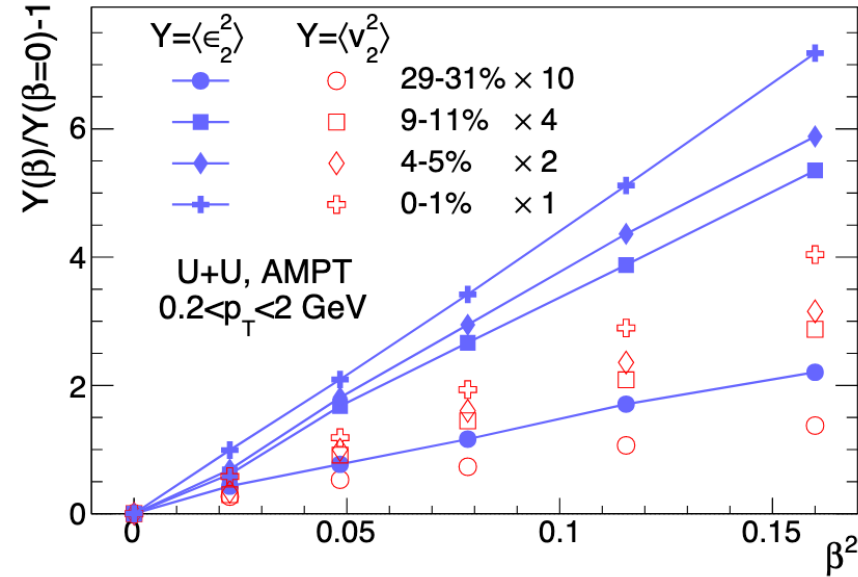
Also see, STAR, PRL115, 222301(2015)



Confirm the role of  $\beta_2$

Final state implemented in AMPT transport model

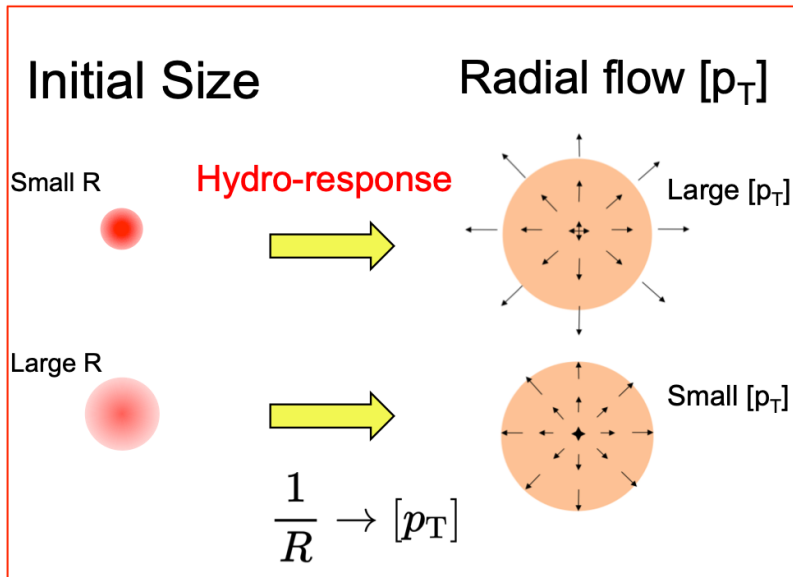
G. Giacalone, J. Jia, and C. Zhang, PRL127, 242301(2021)



$$\langle v_2^2 \rangle \approx a + b \langle \beta_2^2 \rangle$$

- a nice linear relation has been observed
- Reliably extraction for deformation in the UCC region

# Mean transverse momentum $[p_T]$ fluctuations

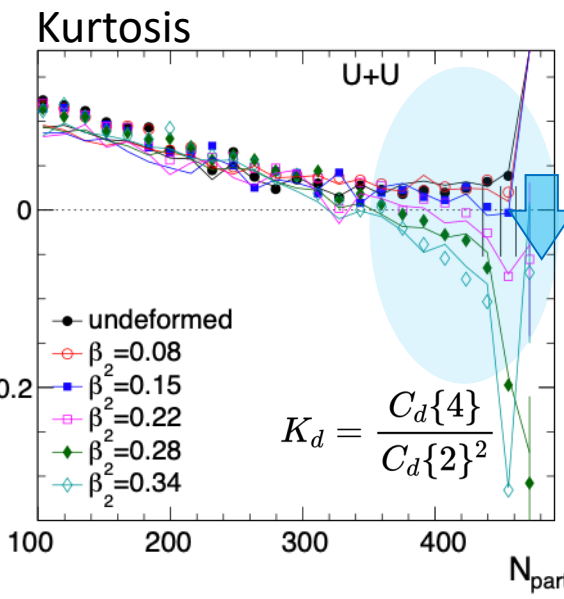
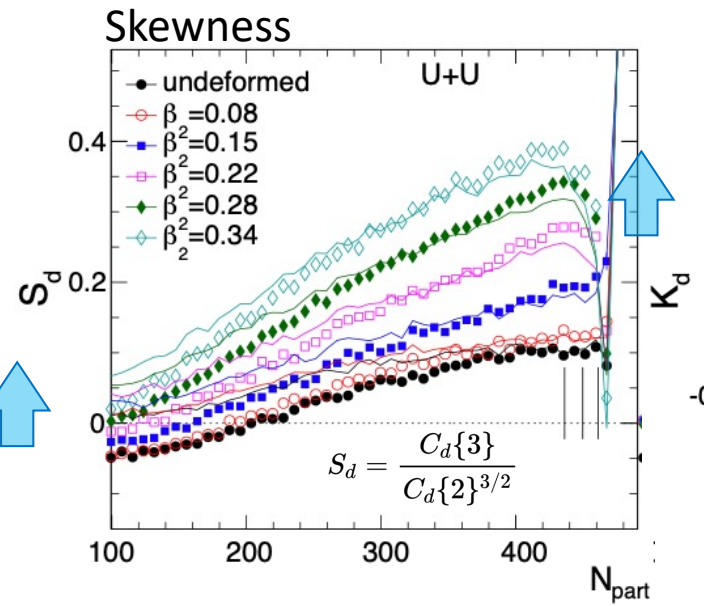
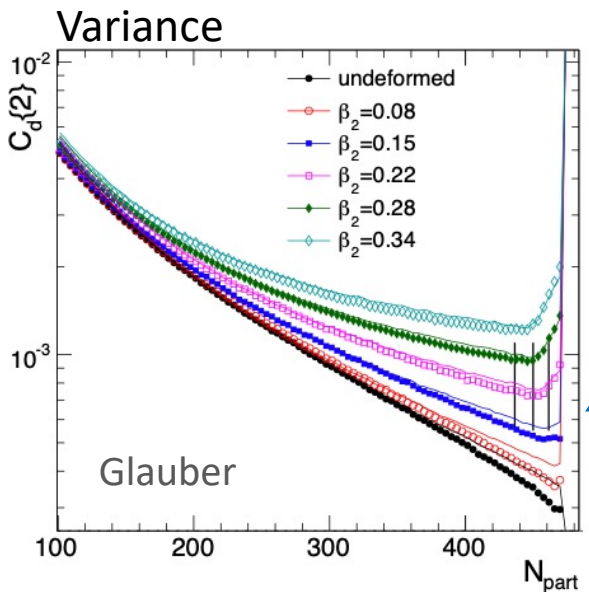
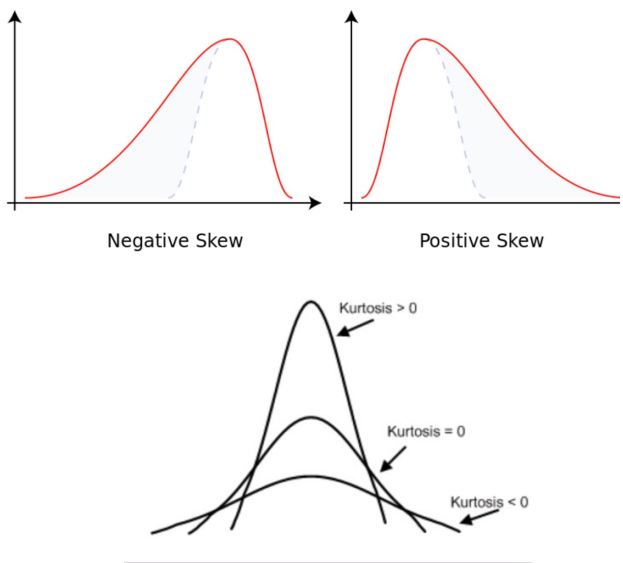


Mean       $\frac{\delta[p_T]}{[p_T]} \propto \frac{\delta d_\perp}{d_\perp} \propto \beta_2$       J.Jia, PRC105, 044905(2022)

Variance       $\left\langle \left( \frac{\delta[p_T]}{[p_T]} \right)^2 \right\rangle \propto \left\langle \left( \frac{\delta d_\perp}{d_\perp} \right)^2 \right\rangle \propto \beta_2^2$

Skewness       $\left\langle \left( \frac{\delta[p_T]}{[p_T]} \right)^3 \right\rangle \propto \left\langle \left( \frac{\delta d_\perp}{d_\perp} \right)^3 \right\rangle \propto \cos(3\gamma) \beta_2^3$

Kurtosis       $\left\langle \left( \frac{\delta[p_T]}{[p_T]} \right)^4 \right\rangle - 3 \left\langle \left( \frac{\delta[p_T]}{[p_T]} \right)^2 \right\rangle^2 \propto \left\langle \left( \frac{\delta d_\perp}{d_\perp} \right)^4 \right\rangle - 3 \left\langle \left( \frac{\delta d_\perp}{d_\perp} \right)^2 \right\rangle^2 \propto -\beta_2^4$

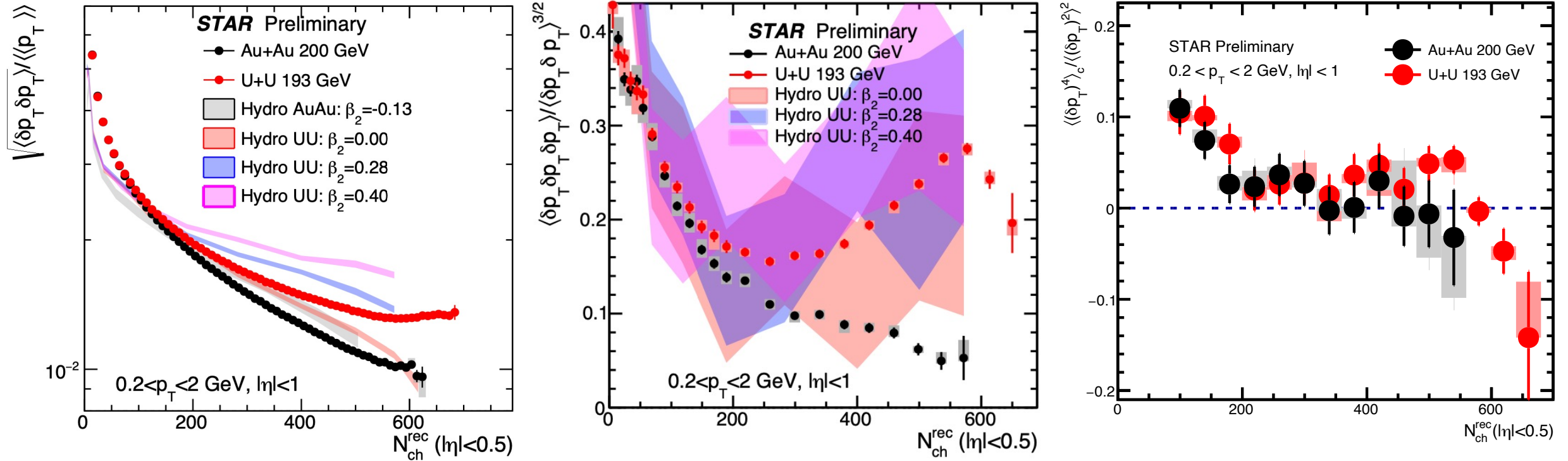


S. Bhatta, C. Zhang and J. Jia, PRC105, 024904(2022)

Event-by-event fluctuations could also reflect the deformation of colliding nuclei



# [p<sub>T</sub>] fluctuations and comparisons to hydro model



Au+Au: variance and skewness follow independent source scaling  $1/N_s^{n-1}$  within power-law decrease

U+U: large enhancement in normalized variance and skewness and sign-change in normalized kurtosis

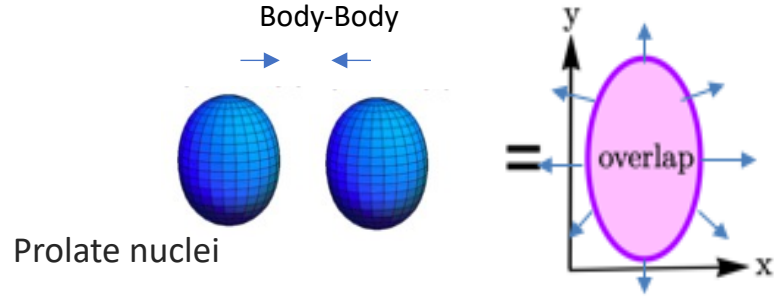
→ size fluctuations enhanced

The nuclear deformation role is doubled confirmed by hydro calculations.

[p<sub>T</sub>] fluctuations also serve as a good observable to explore the role of nuclear deformation.

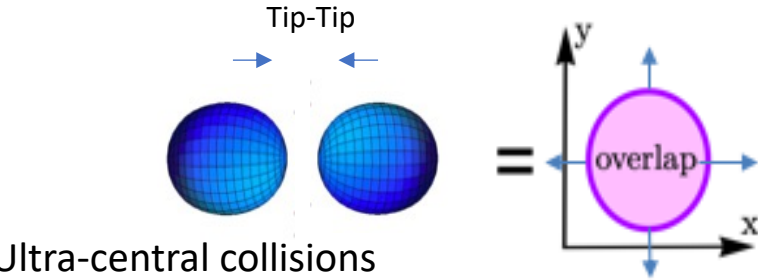
# Reflecting the initial state from the nuclear geometry

Body-Body



Prolate nuclei

Tip-Tip



Ultra-central collisions

- $\epsilon_2$  and  $R$  are influenced by the quadrupole deformation  $\beta_2$

- $\langle p_T \rangle \sim 1/R$  and  $v_2 \propto \epsilon_2$ :  $\left\langle \epsilon_n^2 \frac{1}{R} \right\rangle \rightarrow \langle v_n^2 p_T \rangle$

deformation contributes to anticorrelation between  $v_2$  and  $\langle p_T \rangle$

Pearson coefficient:  $v_n$ - $[p_T]$  three particle correlator

$$\rho(v_n^2, [p_T]) = \frac{\text{cov}(v_n^2, [p_T])}{\sqrt{\text{Var}(v_n^2)_{\text{dyn}} \langle \delta p_T \delta p_T \rangle}}$$

$$\text{cov}(v_n^2, [p_T]) \equiv \left\langle \frac{\sum_{i \neq j \neq k} w_i w_j w_k e^{in\phi_i} e^{-in\phi_j} (p_{T,k} - \langle p_T \rangle)}{\sum_{i \neq j \neq k} w_i w_j w_k} \right\rangle_{\text{evt}}$$

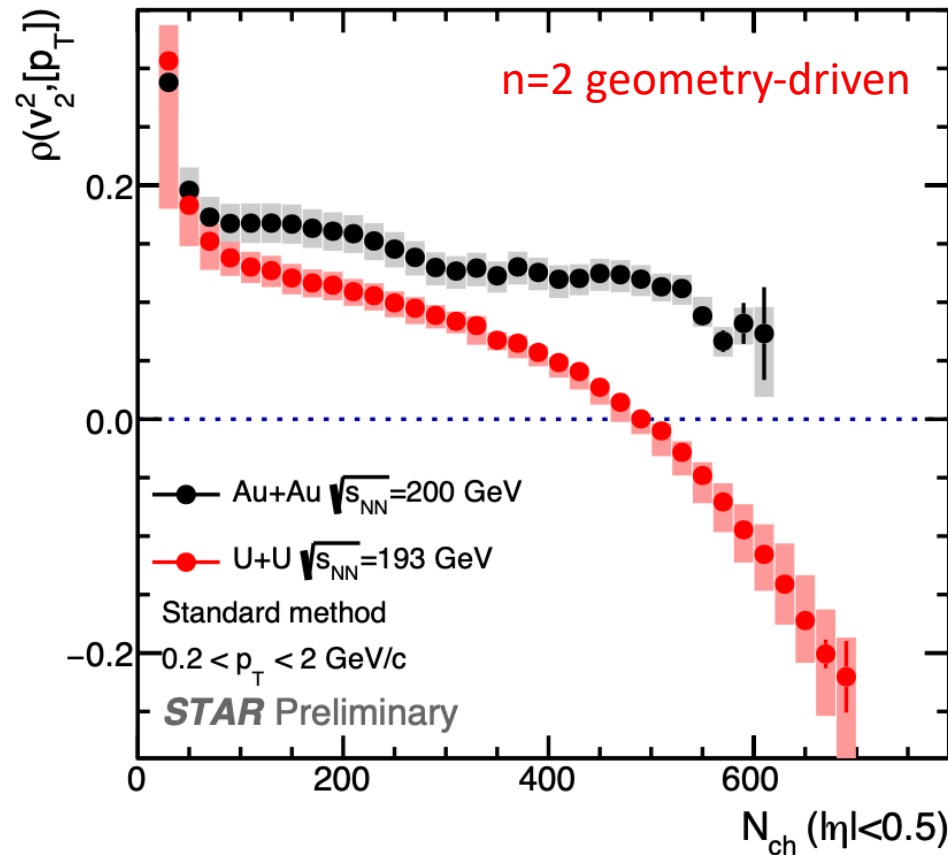
$$[p_T] \equiv \frac{\sum_i w_i p_{T,i}}{\sum_i w_i}, \langle p_T \rangle \equiv \langle [p_T] \rangle_{\text{evt}}$$

$w_i$  is track weight

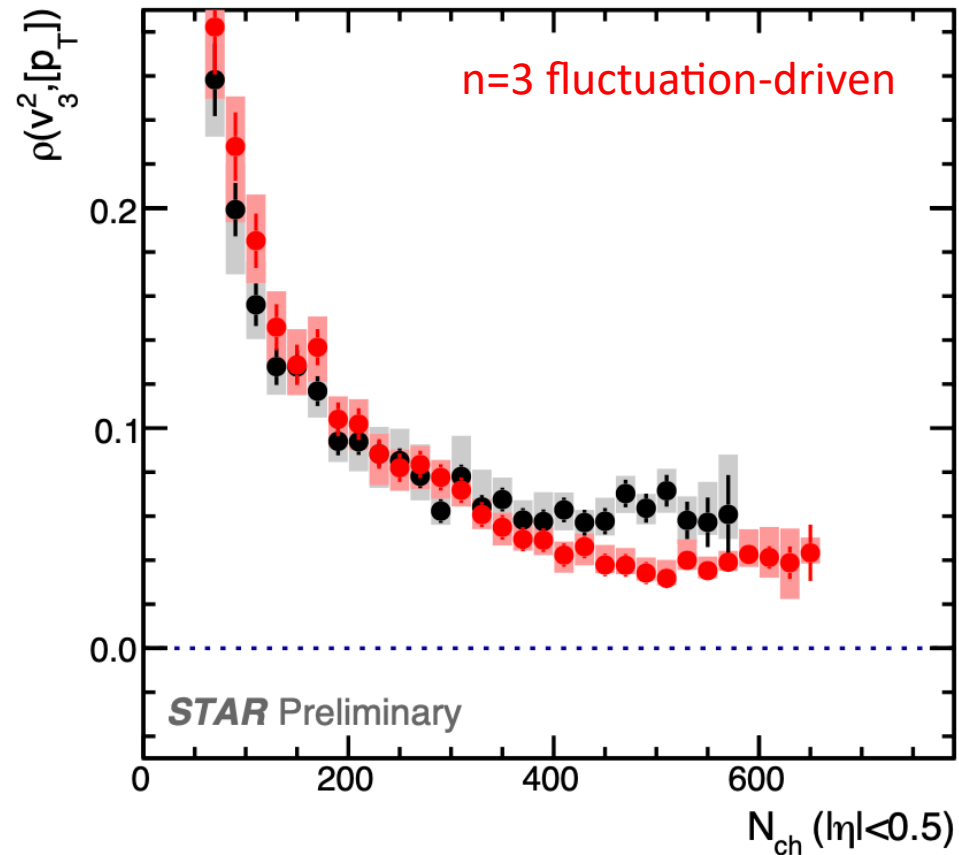
$$\langle \delta p_T \delta p_T \rangle = \left\langle \frac{\sum_{i \neq j} w_i w_j (p_{T,i} - \langle p_T \rangle)(p_{T,j} - \langle p_T \rangle)}{\sum_{i \neq j} w_i w_j} \right\rangle_{\text{evt}}$$

$$\text{Var}(v_n^2)_{\text{dyn}} = v_n \{2\}^4 - v_n \{4\}^4$$

# Three-points $v_n^2$ - $[p_T]$ correlations

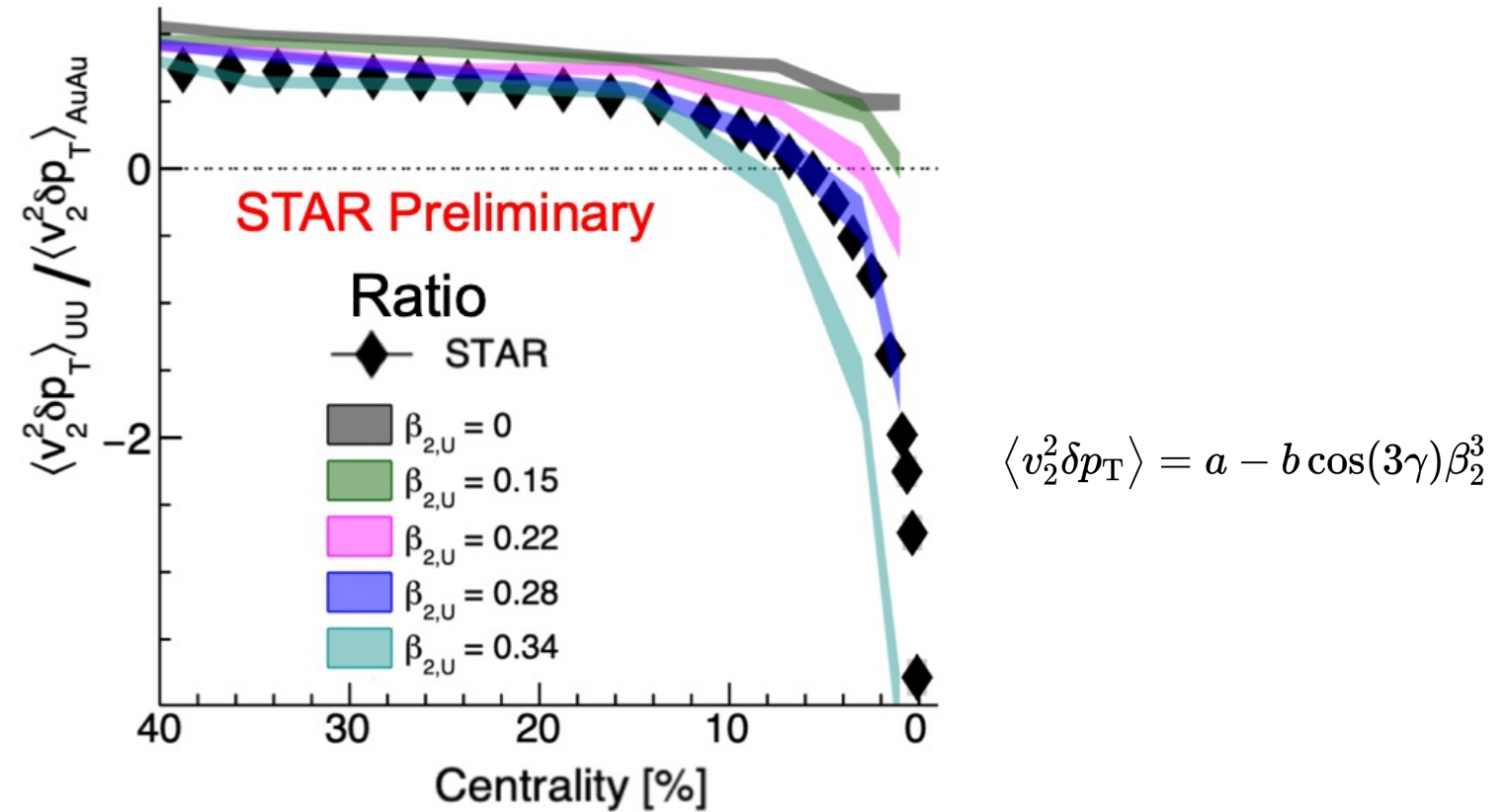


Sign-change in U+U in central collisions  
Au+Au remains positive



Similar behaviors between Au+Au and U+U

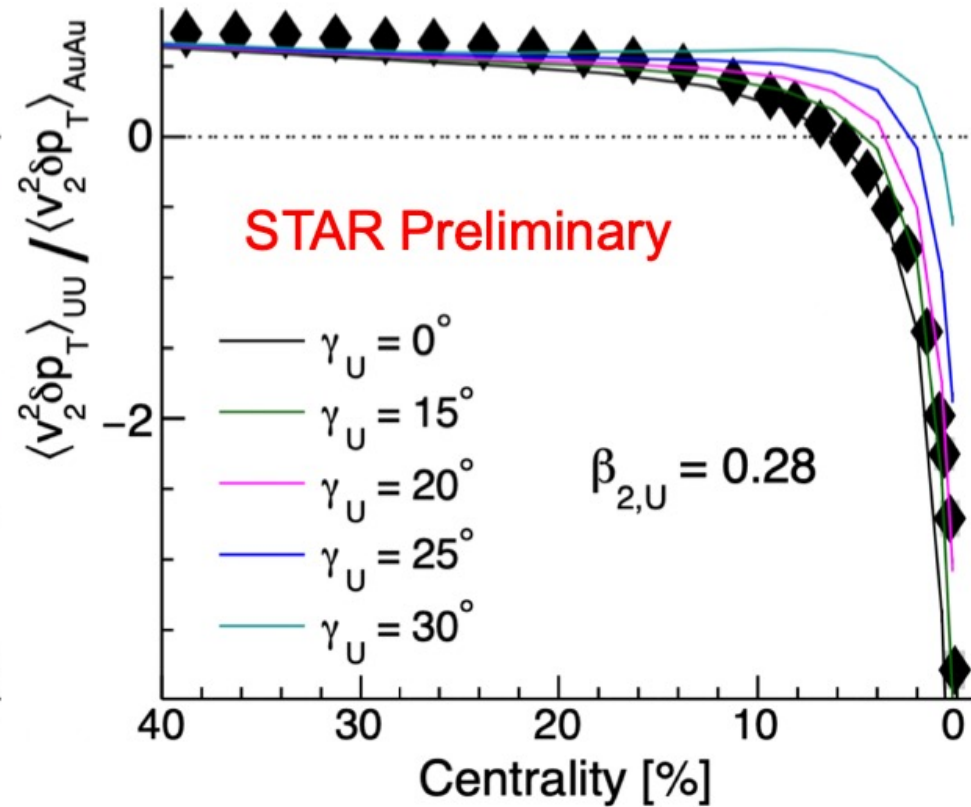
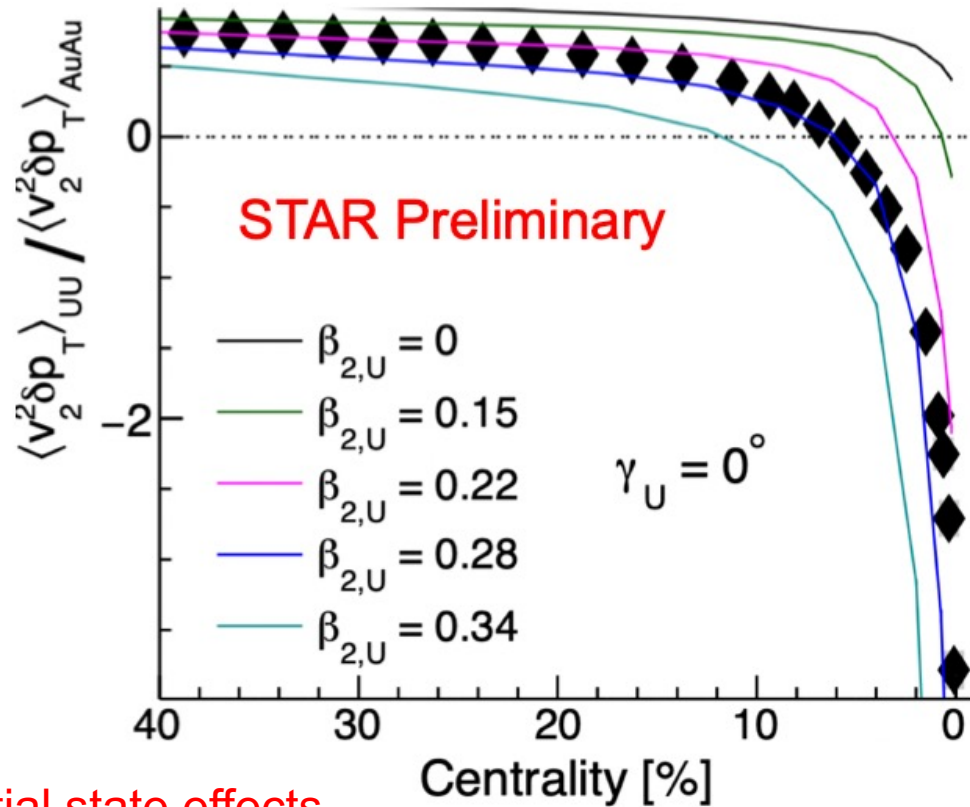
# Extracting $^{238}\text{U}$ quadrupole deformation: compare to Hydro



Achieves a better description of ratios in UCC region

The heavy-ion collisions could also quantify the  $\beta_2$  value around 0.28 of  $^{238}\text{U}$  as a supplementary tool.

# Extracting $^{238}\text{U}$ triaxiality: compare to the Glauber



Reflects initial state effects

Glauber relies on linear response

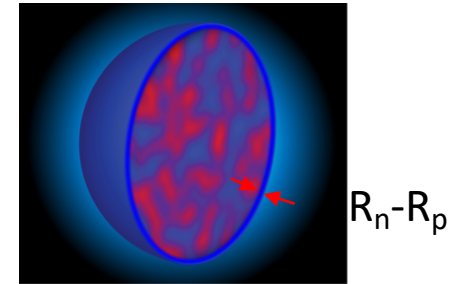
$$v_2 \propto \varepsilon_2 \quad \delta p_{\text{T}}/p_{\text{T}} \propto \delta d_{\perp}/d_{\perp} \quad d_{\perp} = 1/R_{\perp}$$

Glauber model prefers the  $\beta_{\text{U}} \sim 0.28, \gamma_{\text{U}} \lesssim 15^\circ$

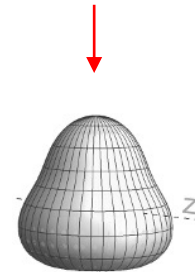
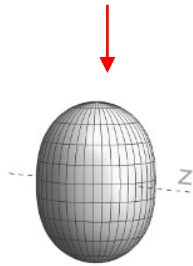
Values are consistent with low-energy estimates based on the rigid rotor model.

# Section 3: Nuclear structure in isobaric $^{96}\text{Ru}$ and $^{96}\text{Zr}$ nuclei

$$\rho(r, \theta, \phi) = \frac{\rho_0}{1 + e^{(r-R(\theta, \phi))/a_0}}$$



$$R(\theta, \phi) = R_0(1 + \beta_2[\cos \gamma Y_{2,0}(\theta, \phi) + \sin \gamma Y_{2,2}(\theta, \phi)] + \beta_3 Y_{3,0}(\theta, \phi))$$



Lower energies experimental measurement

$$\beta_2 = \frac{4\pi}{3ZR_0^2} \sqrt{\frac{B(E2) \uparrow}{e^2}} \quad \beta_3 = \frac{4\pi}{3ZR_0^3} \sqrt{\frac{B(E3) \uparrow}{e^2}}$$

	$\beta_2$	$E_{2_1^+}$ (MeV)	$\beta_3$	$E_{3_1^-}$ (MeV)
$^{96}\text{Ru}$	0.154	0.83	-	3.08
$^{96}\text{Zr}$	0.062	1.75	0.202, 0.235, 0.27	1.90

Evidence of static octupole moments at low energies is rather sparse.



# Pear-shaped nuclei enable new-physics searches?

## US Long Range Plan 2023

### Sidebar 6.2 Radioisotope harvesting at FRIB for fundamental physics

The Facility for Rare Isotope Beams (FRIB) will yield the discovery of new, exotic isotopes and the measurement of reaction rates for nuclear astrophysics, and will produce radioactive isotopes that can be used for a broad range of applications, including medicine, biology, and fundamental physics.

#### Converting waste to wealth

Radioisotopes at FRIB are produced via fragmentation when accelerated ion beams interact with a thin target. Several isotopes, including those previously unobserved, across the entire periodic table will be produced in practical quantities for the first time in the water beam dump at the FRIB accelerator. The Isotope Harvesting Project provides a new opportunity to collect these isotopes, greatly enhancing their yield and real-time availability to enable a broad spectrum of research across multiple scientific disciplines. Isotopes will be extracted from the beam dump and chemically purified using radiochemistry techniques in a process called harvesting. Harvesting operates commensally, therefore providing additional opportunities for science.

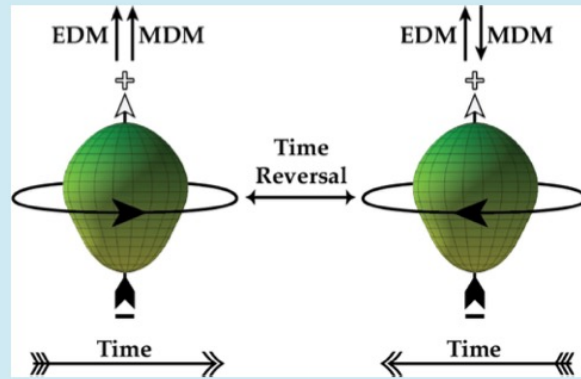


Figure 1. A pear-shaped nucleus spins counterclockwise or clockwise, depending on the direction of time. [S47]

#### Pear-shaped nuclei enable new-physics searches

With uranium-238 ion beams, these methods can produce heavy, pear-shaped nuclei that can be used to search for violations of fundamental symmetries that would signal new forces in nature. For example, a nonzero permanent electric dipole moment (EDM) would break parity and time-reversal symmetries. Figure 1 shows a pear-shaped nucleus spinning under applied electric and magnetic fields. Its magnetic dipole moment (MDM) is nonzero, and if its EDM is also nonzero, then its spin-precession rate changes if the direction of time is reversed. Heavy, pear-shaped nuclei can greatly amplify the sensitivity to a nonzero EDM and complement neutron EDM studies. Pear-shaped isotopes such as radium-225 and protactinium-229 will be produced in abundance at FRIB, and their EDM effects can be further enhanced by using them to form polar molecules, which can then be probed using cutting-edge laser techniques. The unique sensitivity of these experiments opens otherwise inaccessible windows on new physics.

## P and T Violation in Nuclei

CP violation in the Standard Model is not enough for matter-antimatter asymmetry. Expect to find new physics responsible for it.

Searches for EDMs a very sensitive probes.  
EDMs very small and difficult to measure.

Higher sensitivity via Schiff nuclear moments in heavy nuclei  
-> octupole deformation enhancements

$$S_z = \frac{\langle er^2z \rangle}{10} - \frac{\langle r^2 \rangle \langle ez \rangle}{6}$$

Schiff moments: constant electric field

CP-violating physics (unknown)

$$S \equiv \langle \Psi_0 | S_z | \Psi_0 \rangle = \sum_{k \neq 0} \frac{\langle \Psi_0 | S_z | \Psi_k \rangle \langle \Psi_k | V_{PT} | \Psi_0 \rangle}{E_0 - E_k} + \text{c.c.}$$

Nuclear deformation with large Schiff moments

Difference in nuclear energy

See more details in Monday's talk from Fangcheng He: **The calculation of nucleon electric dipole moments on Lattice**

# Unique isobar $^{96}\text{Ru}$ and $^{96}\text{Zr}$ Collisions

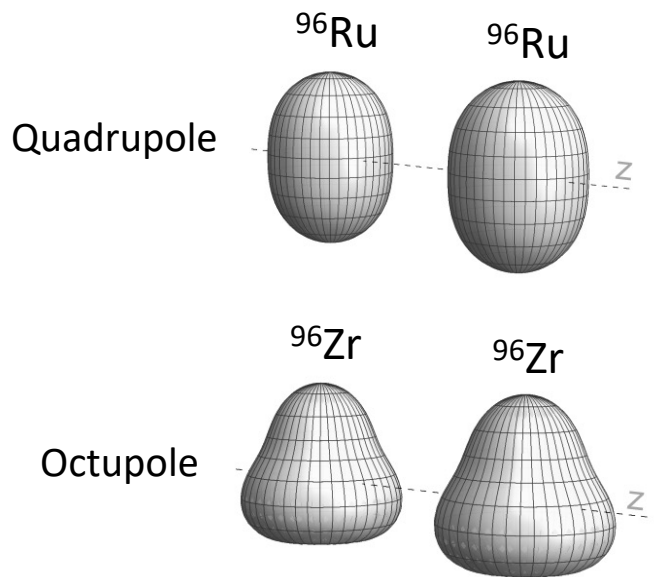
$^{96}\text{Ru}+^{96}\text{Ru}$  and  $^{96}\text{Zr}+^{96}\text{Zr}$  at  $\sqrt{s_{NN}} = 200$  GeV

- A key question for any HI observable  $\mathcal{O}$ :
- Expectation:

$$\frac{\mathcal{O}_{^{96}\text{Ru}} + \mathcal{O}_{^{96}\text{Ru}}}{\mathcal{O}_{^{96}\text{Zr}} + \mathcal{O}_{^{96}\text{Zr}}} \stackrel{?}{=} 1$$

Deviation from 1 could have an origin in the nuclear structure, which impacts the initial state and then survives to the final state.

$$\mathcal{O} \approx b_0 + b_1\beta_2^2 + b_2\beta_3^2 + b_3(R_0 - R_{0,\text{ref}}) + b_4(a - a_{\text{ref}})$$



$$R_{\mathcal{O}} \equiv \frac{\mathcal{O}_{\text{Ru}}}{\mathcal{O}_{\text{Zr}}} \approx 1 + c_1\Delta\beta_2^2 + c_2\Delta\beta_3^2 + c_3\Delta R_0 + c_4\Delta a$$

Only probe structure differences

Species	$\beta_2$	$\beta_3$	$a_0$	$R_0$
Ru	0.162	0	0.46 fm	5.09 fm
Zr	0.06	0.20	0.52 fm	5.02 fm
difference	$\Delta\beta_2^2$	$\Delta\beta_3^2$	$\Delta a_0$	$\Delta R_0$
	0.0226	-0.04	-0.06 fm	0.07 fm

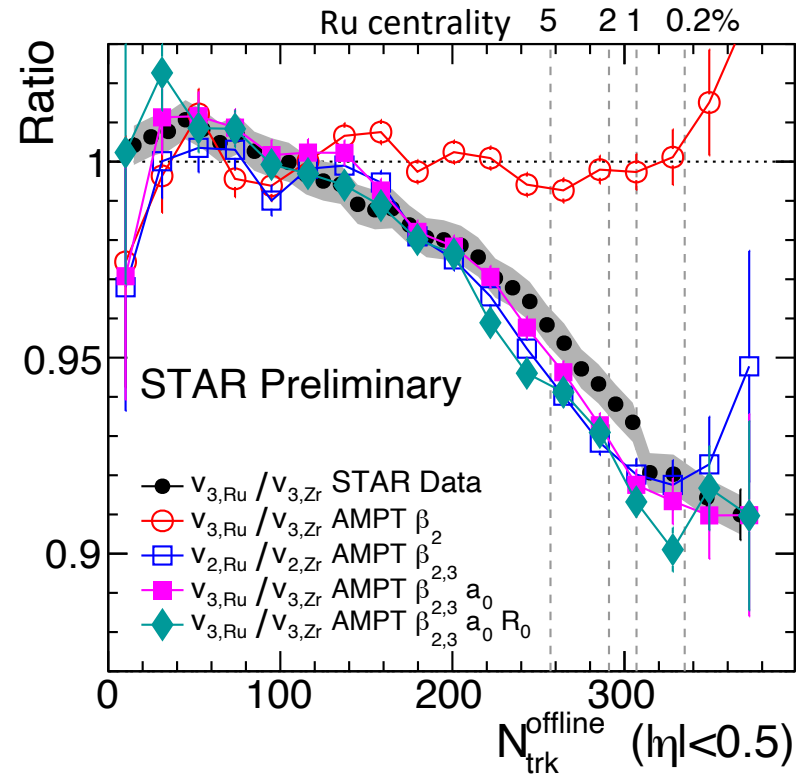
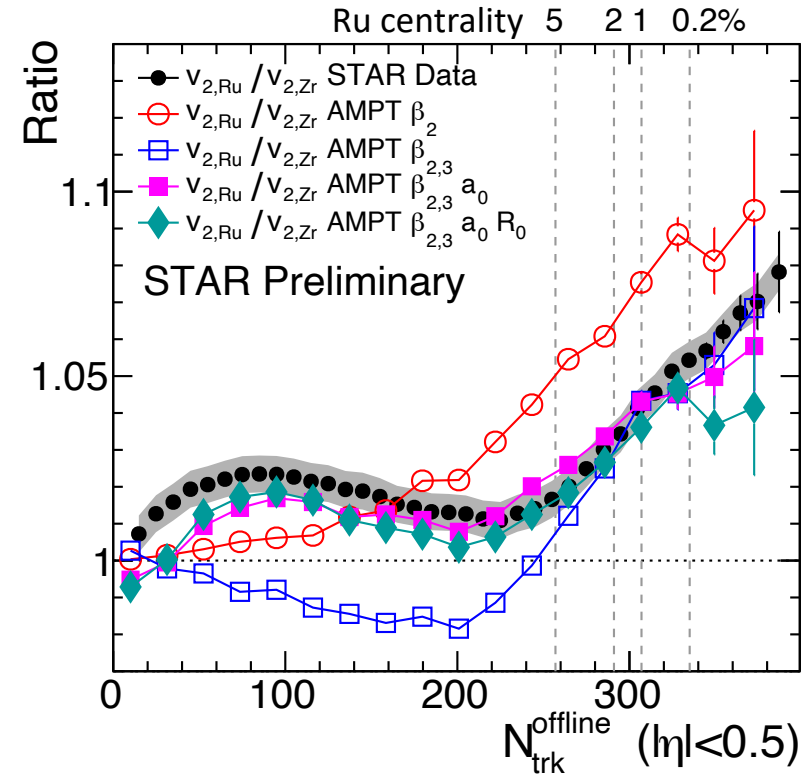
Relate to neutron skin:  $\Delta r_{np} = \langle r_n \rangle^{1/2} - \langle r_p \rangle^{1/2}$

$$\Delta r_{np,\text{Ru}} - \Delta r_{np,\text{Zr}} \propto \underbrace{(R_0\Delta R_0 - R_{0p}\Delta R_{0p})}_{\text{mass}} + \underbrace{7/3\pi^2(a\Delta a - a_p\Delta a_p)}_{\text{charge}}$$

C. Zhang and J. Jia, PRL128, 022301(2022);  
 J. Jia and C. Zhang, PRC107, L021901(2023);  
 B. Bally et al., 2209.11042



# Nuclear structure via $v_n$ ratio



- $\beta_{2Ru} \sim 0.16$  increase  $v_2$ , no influence on  $v_3$  ratio
- $\beta_{3Zr} \sim 0.2$  decrease  $v_2$  in mid-central, decrease  $v_3$  ratio
- $\Delta a_0 = -0.06$  fm increase  $v_2$  mid-central, small impact on  $v_3$
- Radius  $\Delta R_0 = 0.07$  fm only slightly affects  $v_2$  and  $v_3$  ratio.

- Direct indication of octupole deformation in  $^{96}\text{Zr}$  nucleus;
- Simultaneously constrain these parameters using different  $N_{ch}$  regions

# Isobar ratios cancel final state effect

- Vary the shear viscosity by changing partonic cross-section
  - Flow signal change by 30-50%, the  $v_n$  ratio unchanged.

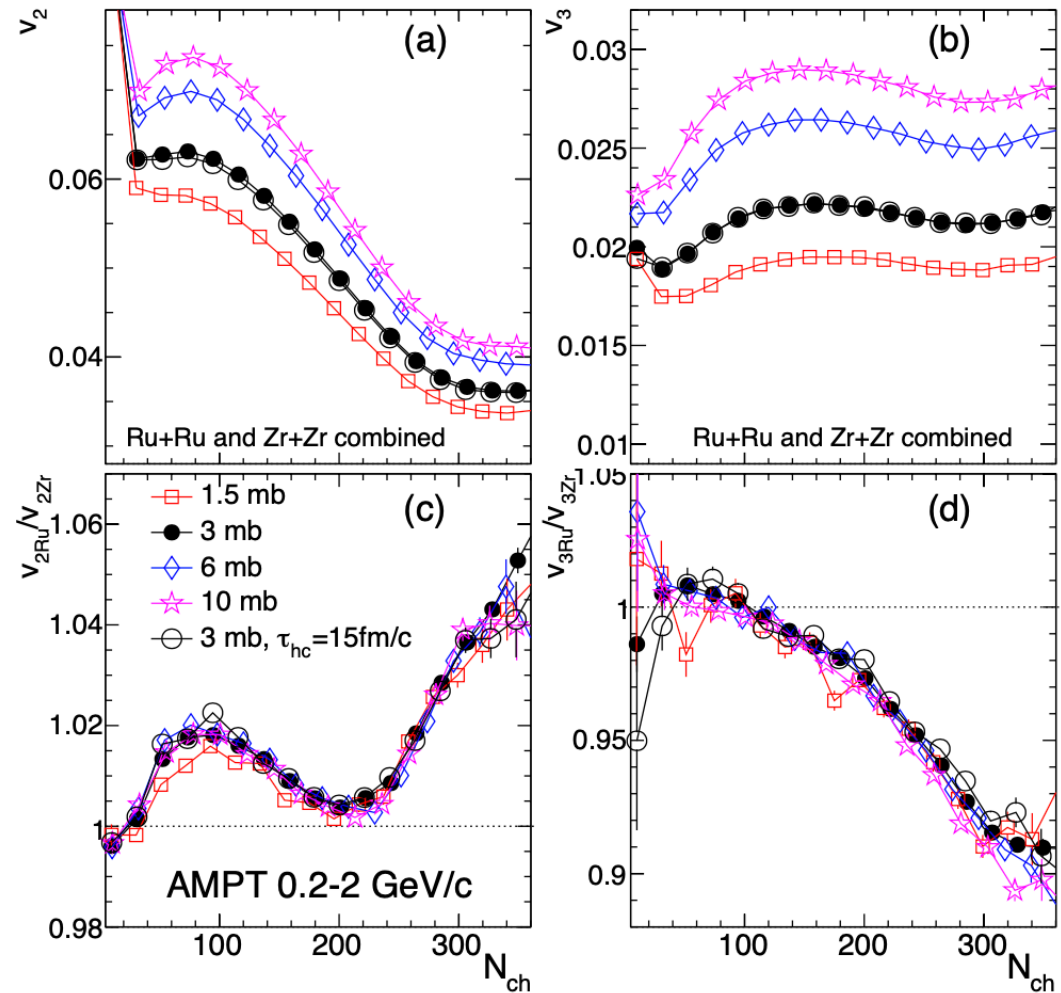
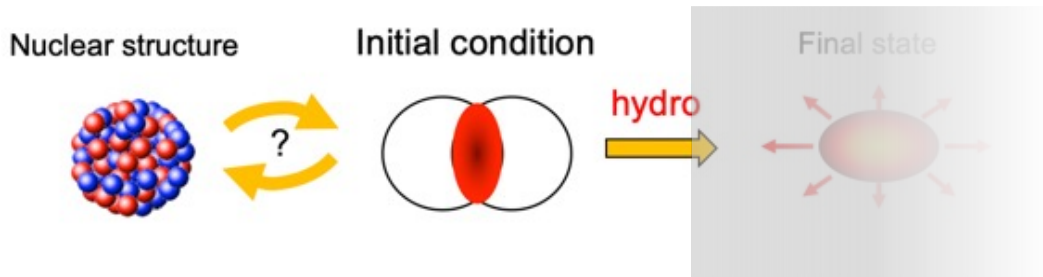
C. Zhang et al., PRC106, L031901(2022)

$$v_n = k_n \varepsilon_n$$

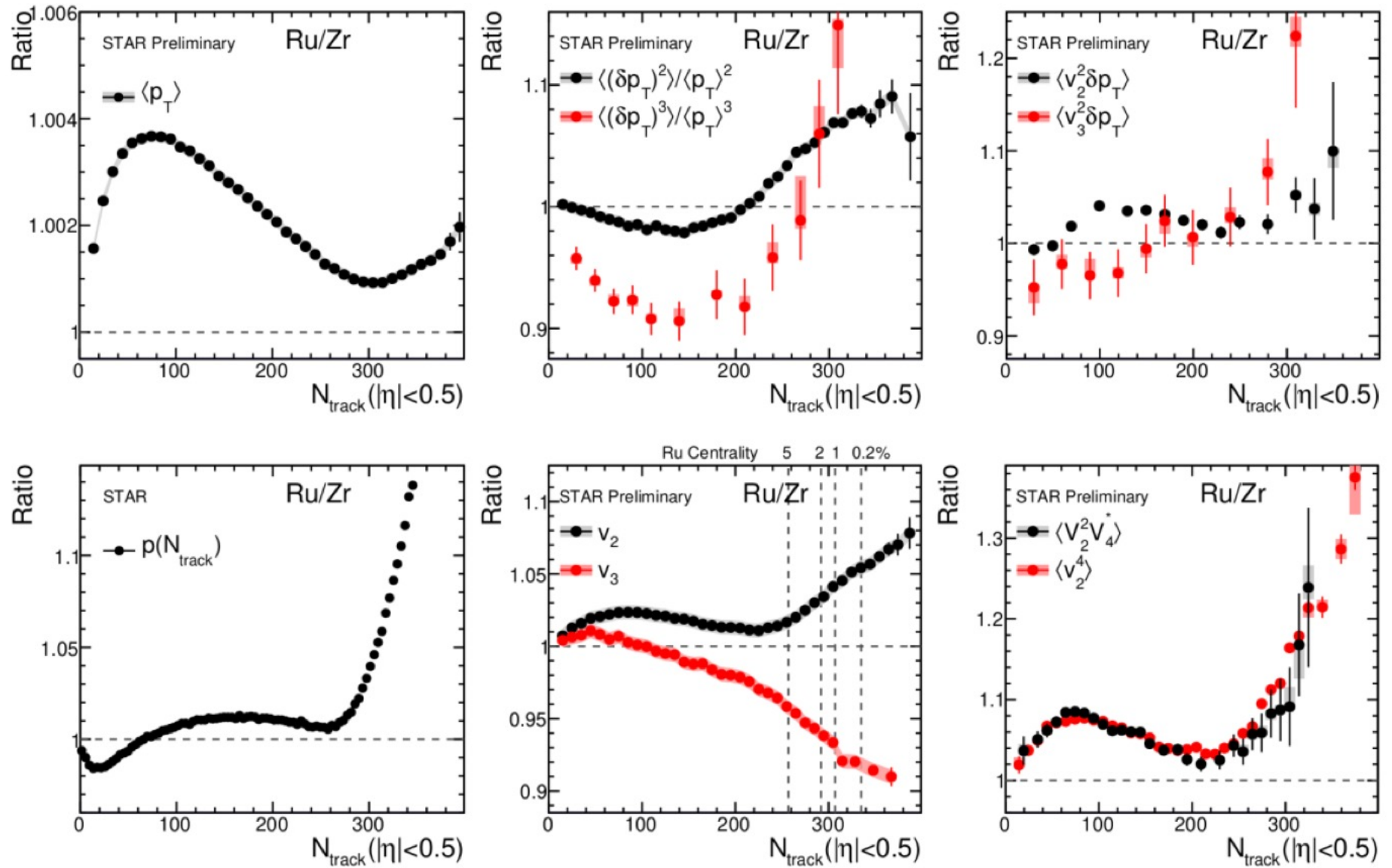
↓

$$\frac{v_{n,Ru}}{v_{n,Zr}} \approx \frac{\varepsilon_{n,Ru}}{\varepsilon_{n,Zr}}$$

Robust probe of  
initial state!



# Nuclear structure influences everywhere



## **Section 4: Nucleonic clustering in $^{16}\text{O}$ light nucleus**

# What is the origin of topological nucleonic clustering in the light nuclei?

## US Long Range Plan 2023

### Sidebar 4.3 Clusters in Nuclear Structure, Reactions, and Astrophysics

Light nuclei with even and equal numbers of protons and neutrons often exhibit cluster substructures when the energy sits near a threshold where parts of the nucleus would separate. The building blocks of these clusters are often alpha particles, or helium-4 nuclei. In nuclei with a few extra neutrons, molecular structures can form where the extra neutrons are shared between the alpha clusters. The second  $0^+$  state of carbon-12 is called the Hoyle state (Fig 1) and is perhaps the most well-known and consequential alpha cluster state: without it, we wouldn't exist! The Hoyle state is crucial for the nucleosynthesis of carbon-12 and oxygen-16 in helium burning stars (Fig 2). In addition to low-background measurements of these reactions, oxygen-16 formation can be studied in terrestrial experiments by performing the reaction in reverse order, where a gamma-ray photon strikes the oxygen-16 and produces an alpha particle and carbon-12 (Fig 3). Clustering also plays an important role in the formation of alpha particles in the decay of heavy nuclei. Some alpha-emitting nuclei are useful for radiation therapy because the alpha particles travel only short distances in the human body and allow for the local targeting of cancer cells.

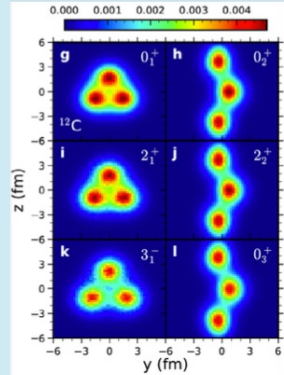


Figure 1. Various cluster structures calculated for nuclear states in the carbon-12 nucleus, using nuclear lattice effective field theory [S37].

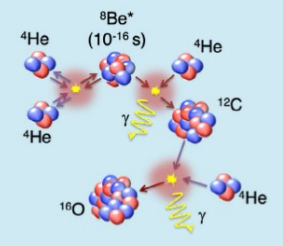


Figure 2. Schematic of the nuclear reactions involving alpha particles that power stars like the Sun. The structure of the helium-4 nucleus (alpha particle) is particularly conducive to clustering [S38].

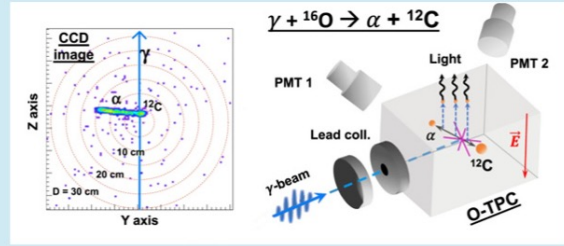


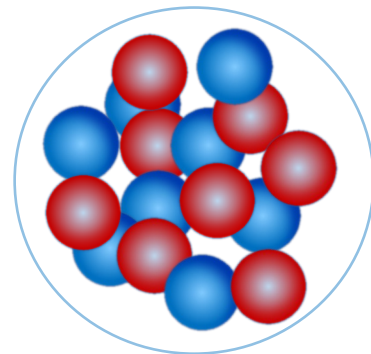
Figure 3. Demonstration of a novel measurement of the alpha capture reaction on carbon-12, using an optical time projection chamber and a gamma ray beam from the HgS facility at TUNL. This reaction is highly influenced by resonances on alpha cluster states [S39].

Run21 took the excellent dataset with iTPC and EPD:

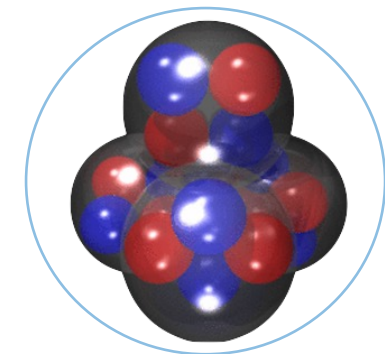
Single-Beam Energy (GeV/nucleon)	$\sqrt{s_{NN}}$ (GeV)	Run Time	Species	Events (MinBias)
100	200	1 week	O+O	400 M 200 M (central)
100	200	1 week	d+Au	100M MB 100M Central

LHC: p+O and O+O collisions in 2024


$^{16}_8\text{O}$  with Woods-Saxon



$^{16}_8\text{O}$  with alpha clusters



**Many-nucleon correlations may also influence the fluctuation in eccentricity as  $\epsilon_n\{m\}$  in relativistic heavy-ion collisions?**



Hideki Yukawa

“for his prediction of the existence of mesons on the basis of theoretical work on nuclear forces”

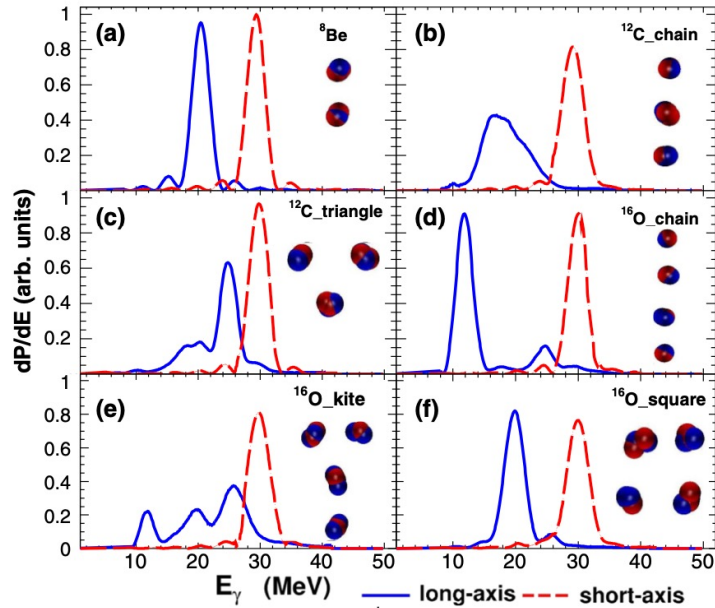


1949

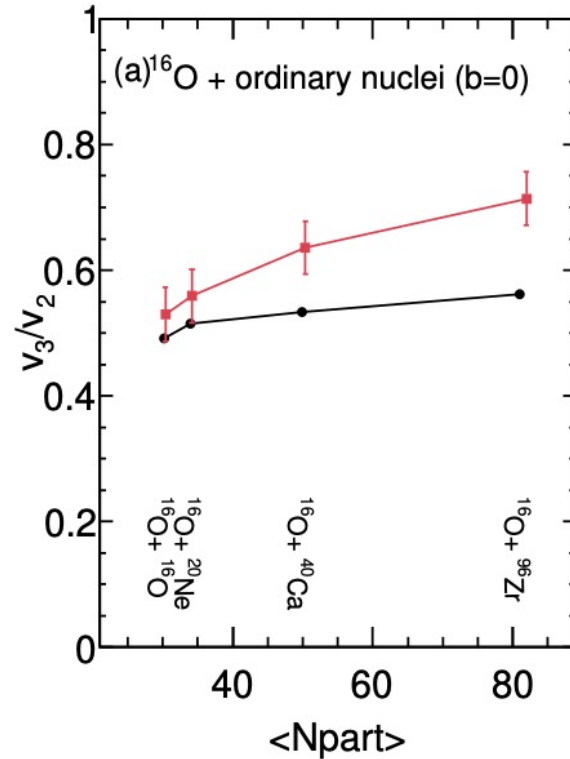


# Pioneer theory instructions of the nucleonic clustering

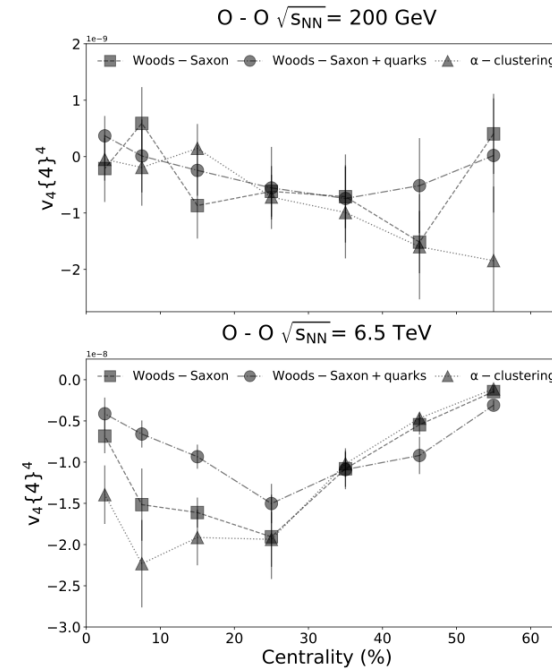
“Double magic number” in  $^{16}\text{O}$  nuclei, possible alpha cluster inside based on the low energy.



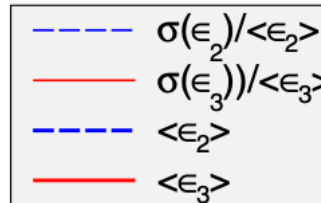
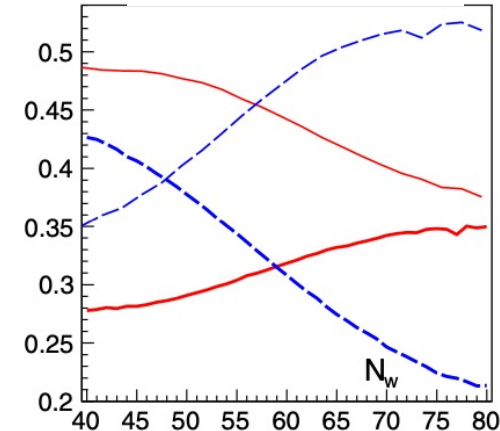
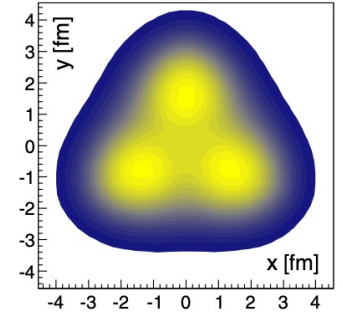
W. He, Y. Ma et al., PRL 113, 032605(2014)



Y. Ma and S. Zhang, 2206.08218 (Handbook of Nuclear Physics)



Nicholas et al., PRC104, L041901 (2021)



- $^{16}\text{O}$  nucleus could have different intrinsic topological structures.
- The initial configurations straightforwardly affect the final state observables in high energies.

W. Broniowski and E. Arriola, PRL112, 112501(2014)

# Nucleon interactions in quantum many-body systems

**Woods-Saxon: without many-body nuclear correlation**

**Nuclear Lattice Effective Field theory (NLEFT): model with many-nucleon correlation including  $\alpha$  clusters**

Lu et al., PLB797, 134863(2019)

M. Freer et al., RevModPhys90, 035004(2018)

**Variational auxiliary field diffusion Monte Carlo (VMC):**  
MC solution of Schrödinger eq. from the time evolution of trial wave function.

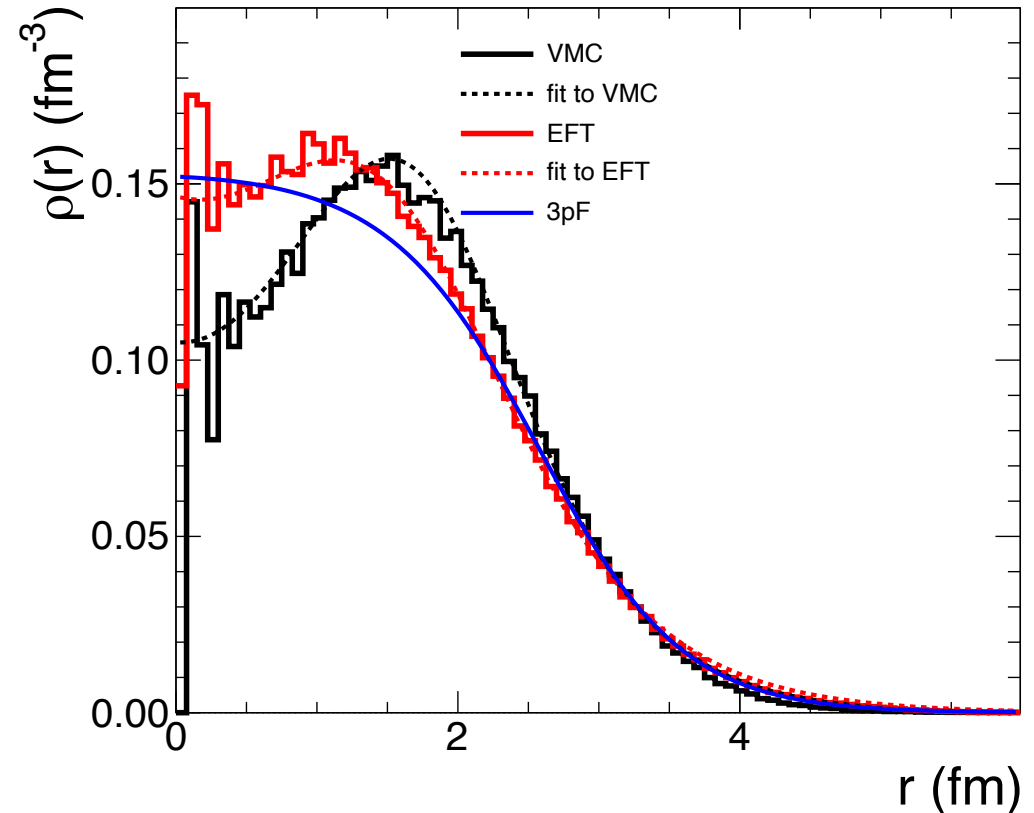
Lonardonì et al., PRC97, 044318(2018)

J. Carlson and R. Schiavilla, RevModPhys70, 743(1998)

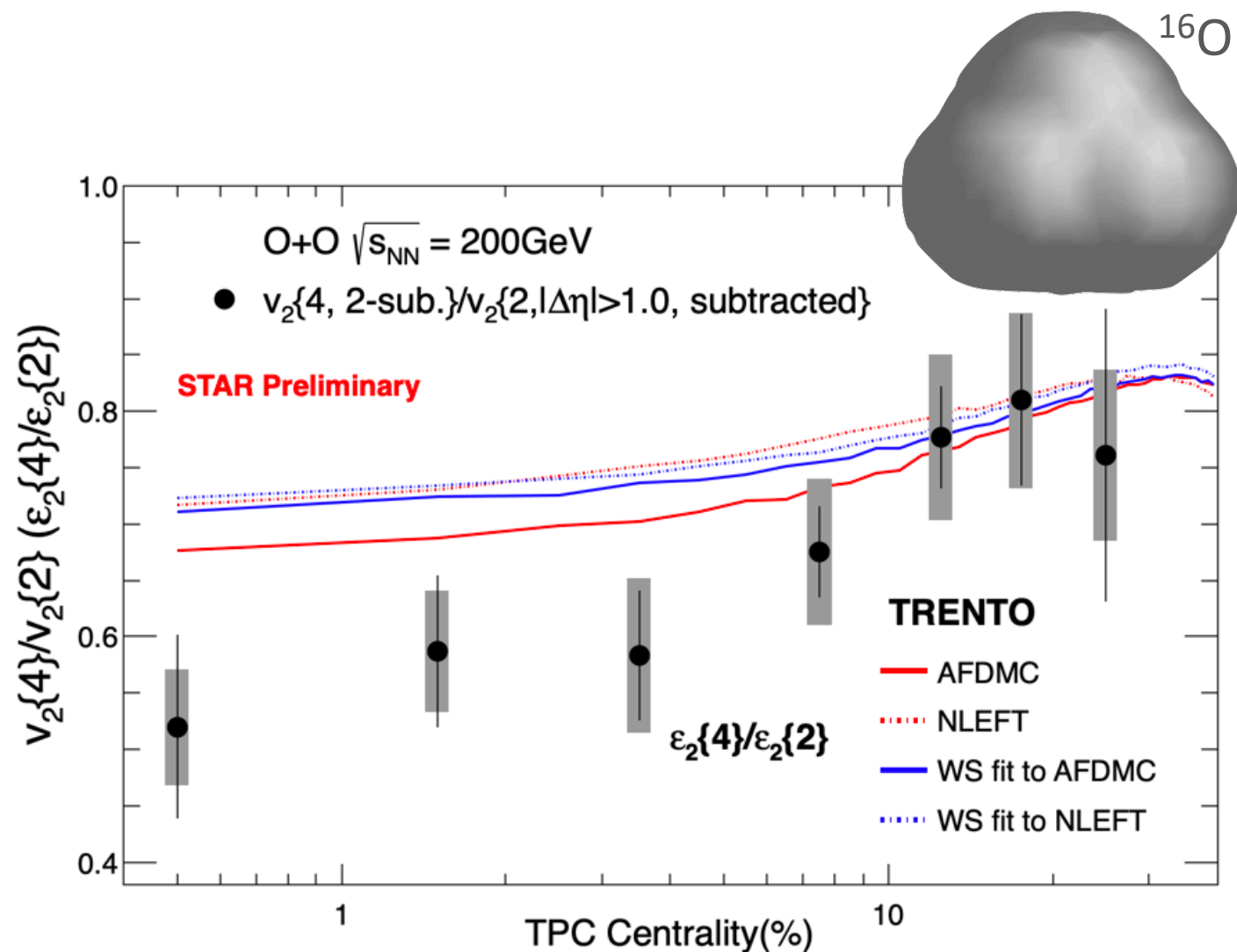
**ab-initio Projected Generator Coordinate Method (PGCM):** Wave function from variational calculation (as in density functional theory)

Frosini et al., EPJA58, 62(2022); EPJA58, 63(2022);

EPJA58, 64(2022)



# $v_2\{4\}/v_2\{2\}$ : flow fluctuation in central O+O



$\varepsilon_2\{4\}/\varepsilon_2\{2\}$  from three models:

1. WS is away from STAR data.
2. VMC and EFT have a visible difference.

Can many-nucleon correlations significantly impact the eccentricity fluctuations? **However**, these effects could be affected by sub-nucleon fluctuations.

STAR, PRL130, 242301(2023)

VMC and EFT theory have visible differences describing the  $v_2\{4\}/v_2\{2\}$ . The interplay between sub-nucleon fluctuation and many-nucleon correlation?


Detailed hydrodynamics and transport framework can elucidate the role of  $\alpha$  cluster in light nuclei?

(Far from final conclusions and still need more checks)



## Section 5: Conclusions and Outlooks


1. The signatures of nuclear structure in heavy-ion collisions are everywhere, robust and reliable:  
Quadrupole, octupole deformations, and neutron skin thickness
2. Decoding the nuclear structure can be done via many tools:  
Bulk observables: flow  $v_n$ ,  $v_n$ - $[p_T]$  correlations,  $N_{ch}$ ,  $[p_T]$  and its fluctuations  
Ultra-peripheral collisions [in backup slides]
3. The signals could be qualitatively described by the hydrodynamics and transport models:  
It helps us to understand further and better treat initial conditions theoretically.
4. Isobar collisions serve as the new and reliable tools to quantify nuclear structure:  
Final state effects are canceled by ratios.
5. O+O collisions potentially help to explore the intrinsic topological nucleonic clustering:  
It seems a very good potential to decipher the short-range interactions.
6. On the way to opening the interdisciplinary connection between low-energy and high-energy connections.



Nuclear deformation  
Neutron skin  
Nucleonic clustering  
....

Nuclear deformation  
Neutron skin  
Nucleonic clustering  
....

Low energy community



Heavy-ion community

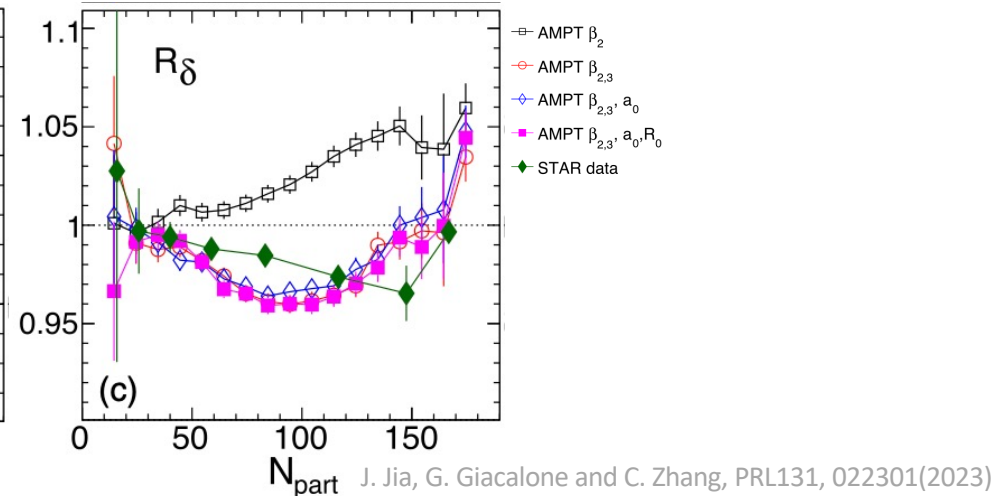
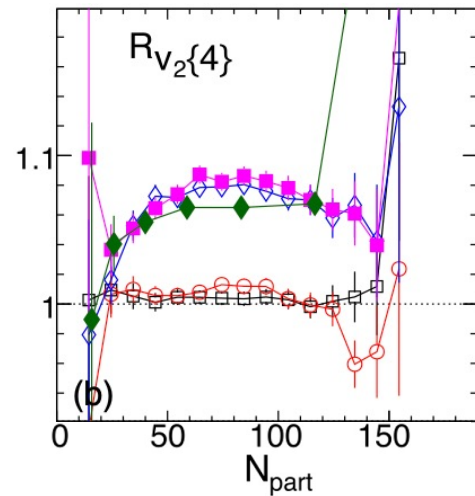
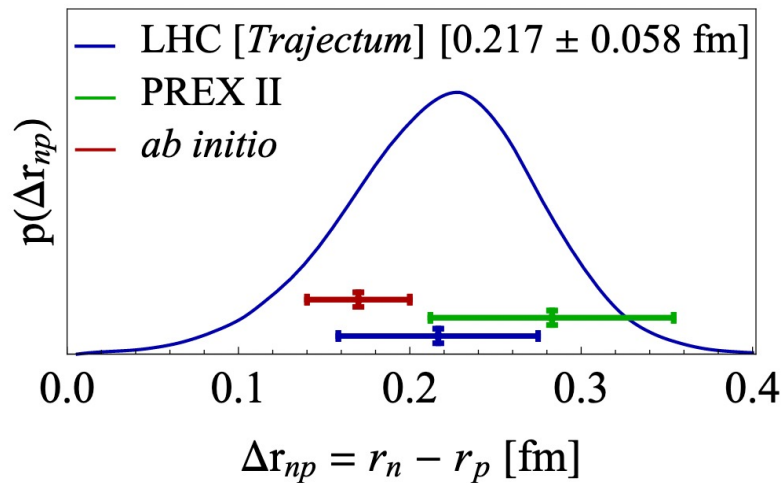
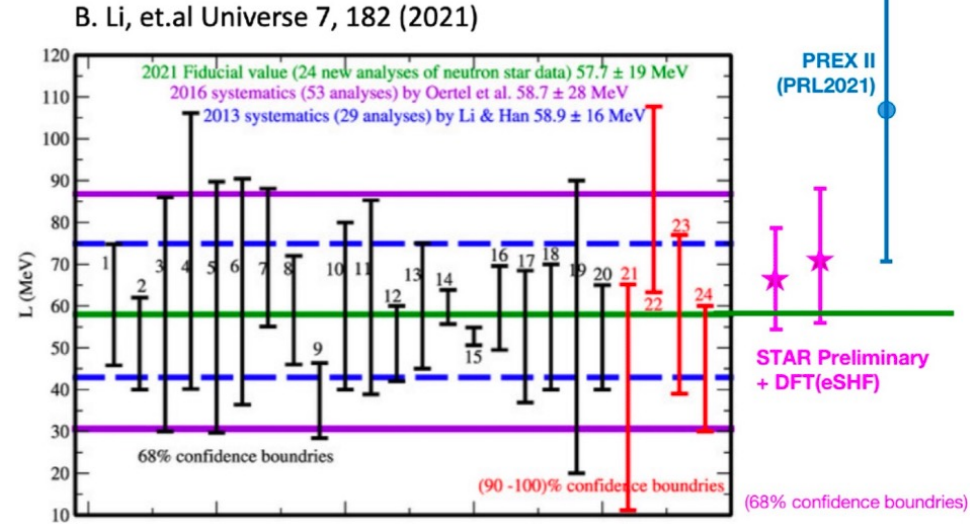
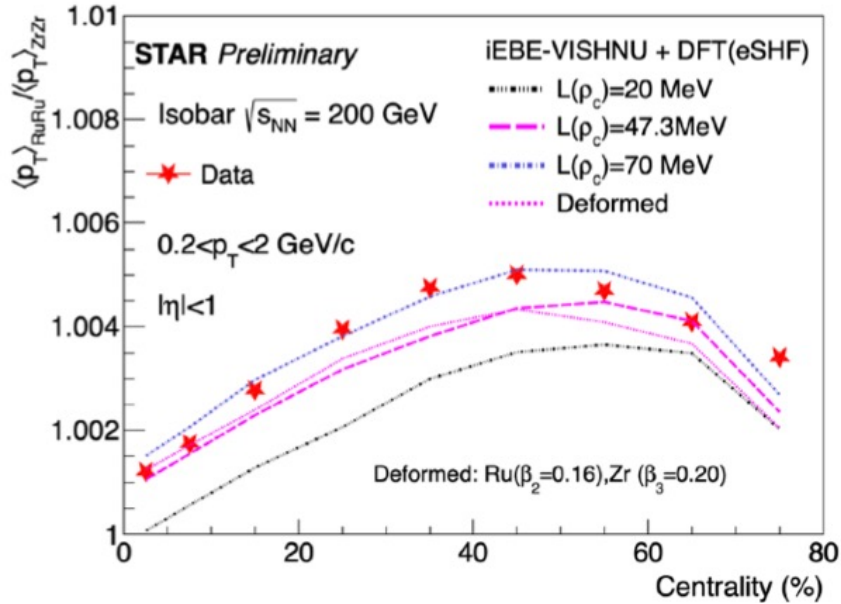
Thank you

**Section 6: Other ongoing endeavors and opportunities**

# Imaging the radial structures connected to symmetry energy

- Radial para.  $R_0$ ,  $a_0$  are properties of one-body distribution, can constrain via  $\langle p_T \rangle$ ,  $\langle N_{ch} \rangle$ , and  $v_{2RP} \sim v_2\{4\}$

More details in IS2023 Haojie Xu: <https://indico.cern.ch/event/1043736/contributions/5363881/>



# Probing nuclear structure via photo-nuclear diffractive process in UPC

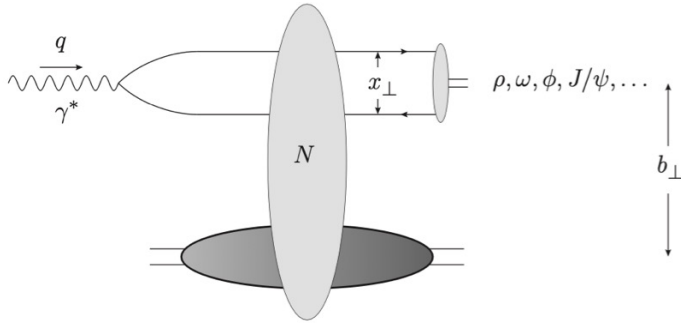
H. Mantysaari and B. Schenke, PRL117, 052301(2016);

H. Mantysaari, RepProgPhys83, 082201(2020)

H. Mantysaari, B. Schenke, C. Shen, and W. Zhao, PRL131, 062301(2023)

Diffractive scattering amplitude

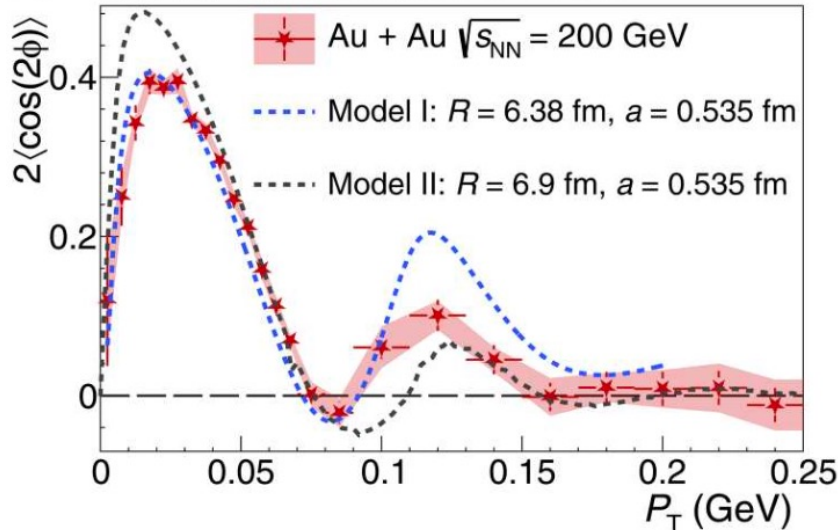
$$\mathcal{A}^{\gamma^* p \rightarrow V_p} \sim \int d^2b dz d^2r \psi^{\gamma^*} \Psi^V(r, z, Q^2) e^{-ib \cdot \Delta} N(r, x, b)$$



Impact parameter  $b$ , is the Fourier conjugate of the momentum transfer  $\Delta \approx \sqrt{-t}$

$N(r, x, b)$  dipole-target scattering amplitude

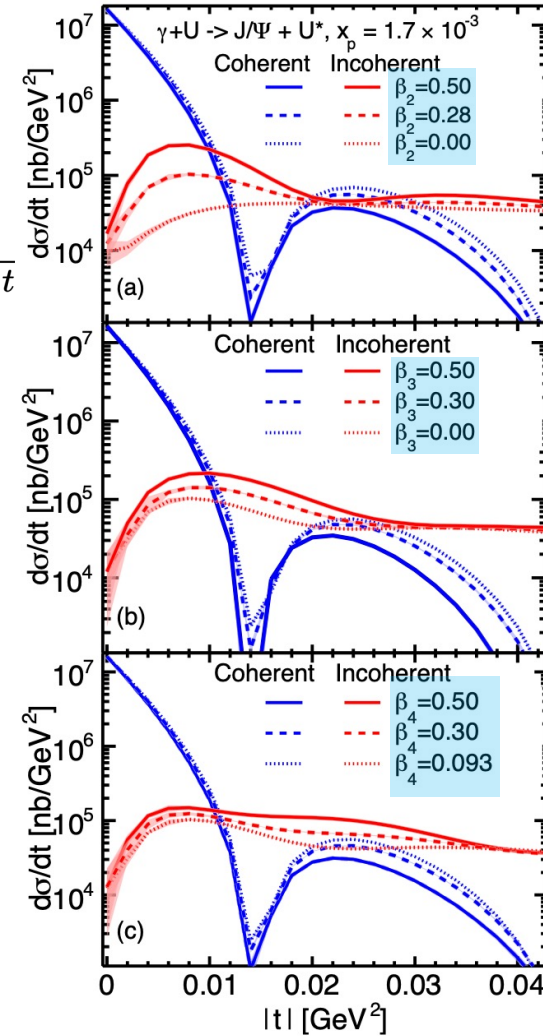
**B STAR** Signal  $\pi^+\pi^-$  pairs vs. models



$$\Delta R_{Au} = R_n - R_p = 0.17 \pm 0.03 \text{ (stat.)} \pm 0.08 \text{ (sys.) fm}$$

$$\Delta R_U = R_n - R_p = 0.44 \pm 0.05 \text{ (stat.)} \pm 0.08 \text{ (sys.) fm}$$

STAR, Science Advance 9, 3903(2023)



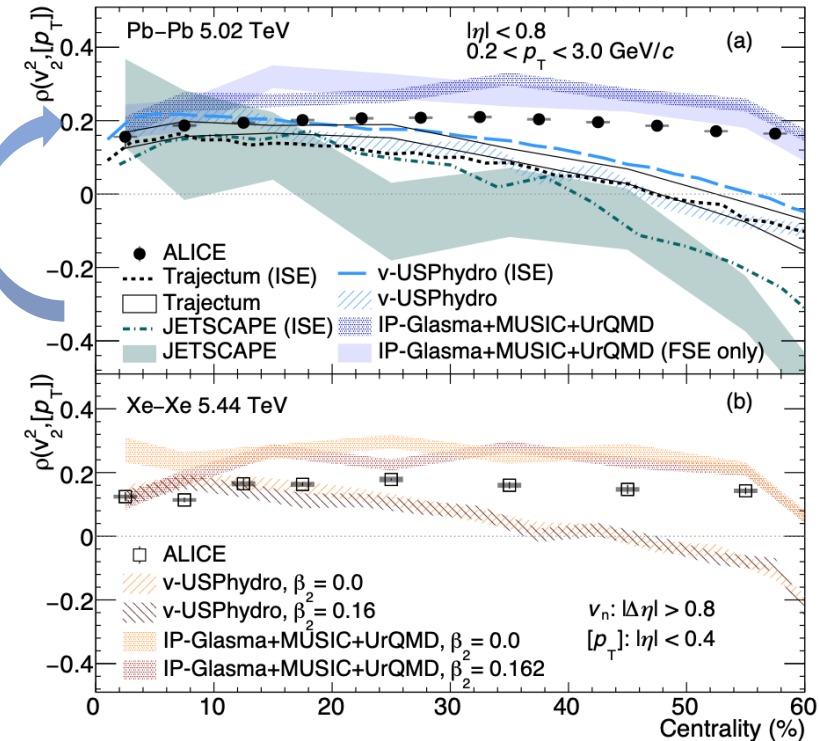
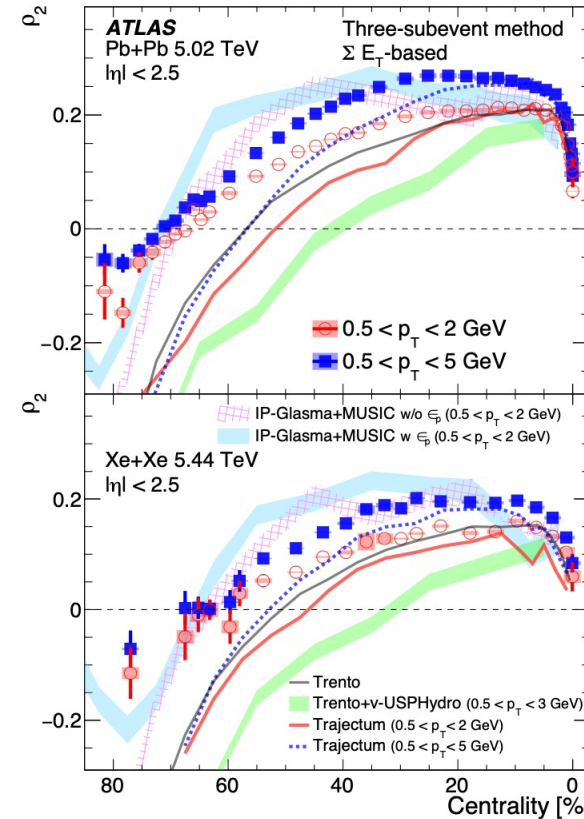
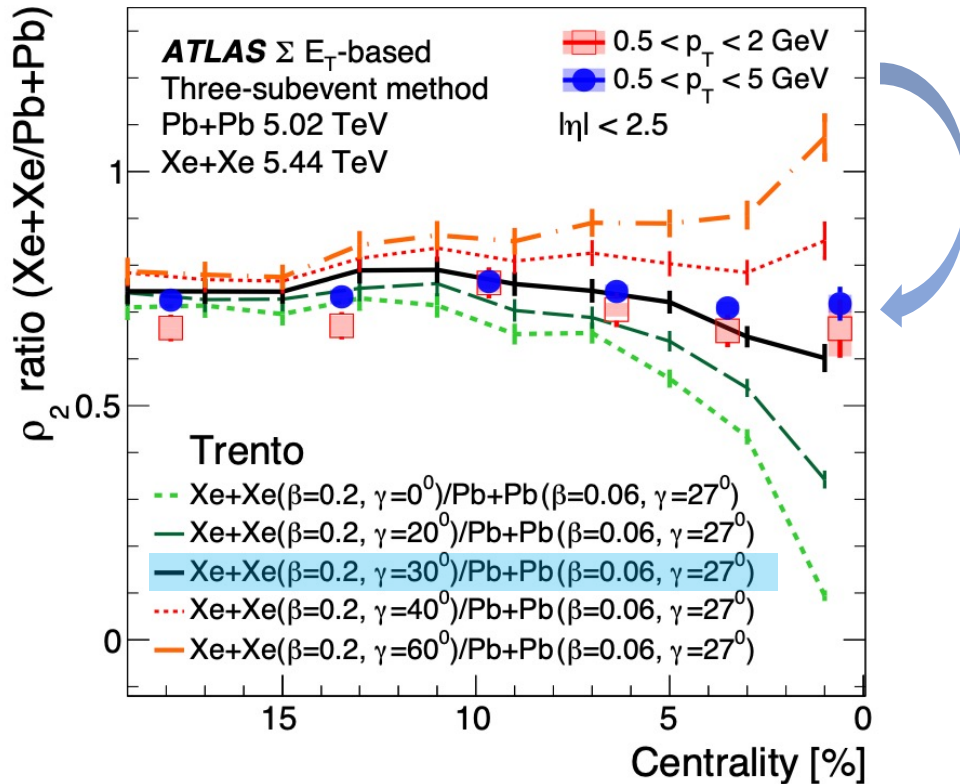
$\beta_2$ ,  $\beta_3$  and  $\beta_4$  manifest themselves at different  $|t|$  regions (different length scales).



# Signatures of the nuclear deformation at LHC

ALICE, PLB834, 137393(2022)

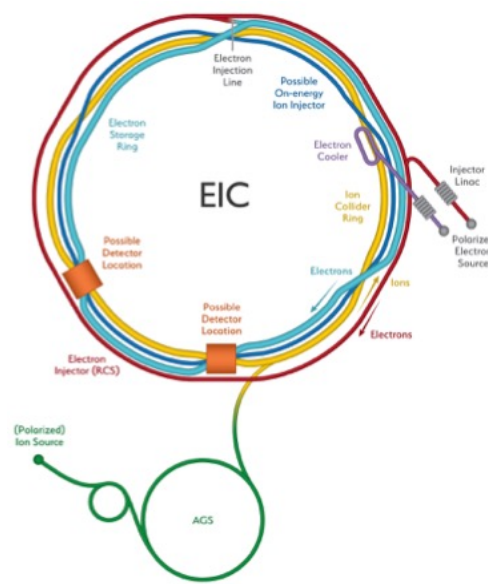
ATLAS, PRC107, 054910(2023)



- The medium effect was mostly canceled.
- Study the triaxial shape of  $^{129}\text{Xe}$  nuclei  
 Triaxiality fluctuation could wash out the difference between prolate and oblate.

- Pave a novel way to characterize the initial state

# Possible understandings based on future Electron-Ion Collider

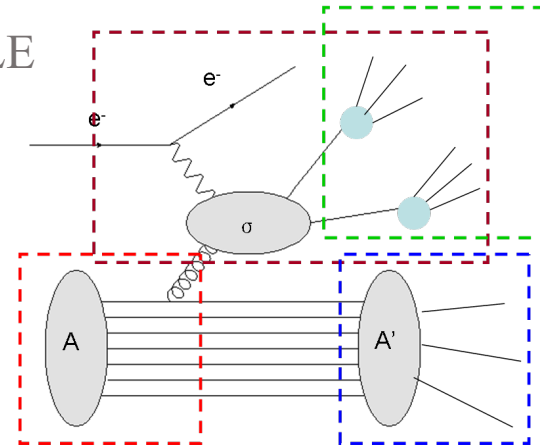


Nuclear structure (nucleon distributions)



3D Gluon distributions

BeAGLE



A hybrid model consisting of DPMJet and PYTHIA with nPDF EPS09.

PRD106, 012007(2022)

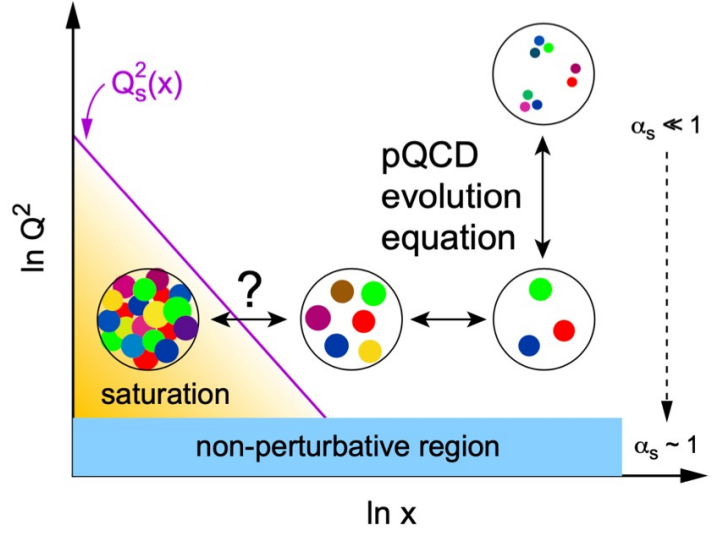
Nuclear geometry by DPMJet and nPDF provided by EPS09.

Parton level interaction and jet fragmentation completed in PYTHIA.

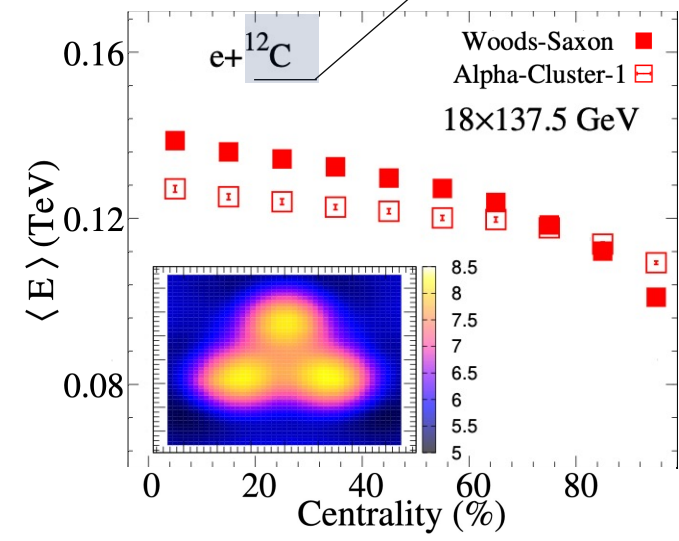
Nuclear evaporation ( gamma deexcitation/nuclear fission/fermi break up ) treated by DPMJet

Energy loss effect from routine by Salgado&Wiedemann to simulate the nuclear fragmentation effect in cold nuclear matter

Saturated gluonic matter (CGC) at Small  $x$  and moderate  $Q^2$



The nucleus A has an intrinsic nuclear structure.



The system energy  $\langle E \rangle$  measured in the forward detector is related to the impact parameter and the number of collisions.

The  $\langle E \rangle$  in Forward detector acceptance is sensitive to nucleonic clustering in  $^{12}\text{C}$ .