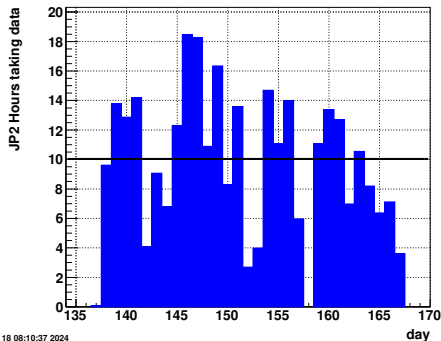


STAR Weekly Time Report, June 18, 2024

- Access yesterday to fix trigger and BEMC boards, finished ok
- Average data taking per day is ~ 8.6 hours over past 6 days
- Polarization at 45.6% and 51.6% for blue and yellow beam respectively

hours_perday.txt



Tue Jun 18 08:10:37 2024

Figure: pC - blue

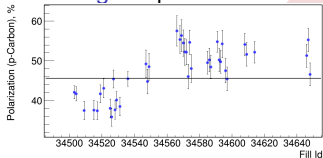
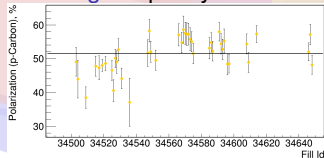


Figure: pC - yellow



Beam conditions

- Larger backgrounds in the beginning of the fill; we now wait 5 minutes into the fill before bringing HV on detectors for physics

Figure: ZDC rates

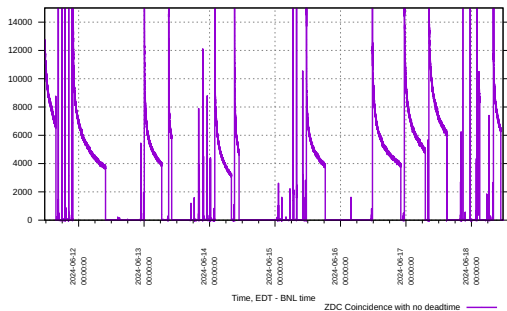
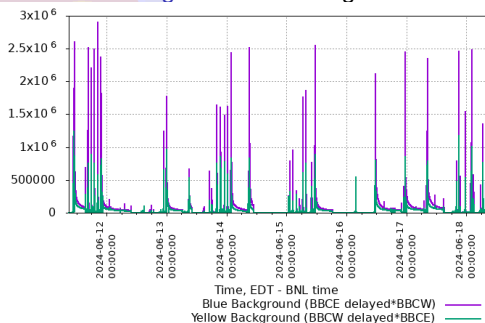


Figure: Beam background

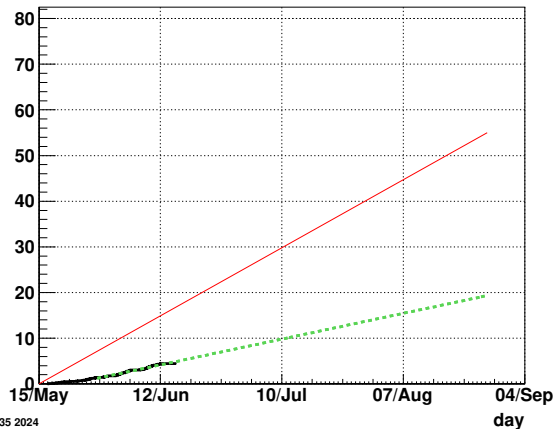


Outlook

- Same situation as last week, P2× sampled luminosity falls below the goals

JP2

$P^2 L$ [pb^{-1}]



Tue Jun 18 08:03:35 2024