


ePIC Analysis Coordination July 05, 2024



Conveners: Charlotte Van Hulse (U Alcala),
Stefan Diehl (JLU Giessen and UConn)

Wiki of the SIDIS PWG: <https://wiki.bnl.gov/EPIC/index.php?title=SIDIS>

PWG meetings: Tuesday 2.30 pm (~ every 2 weeks)



SIDIS Working Group

SIDIS WG meeting

Dienstag 28.05.2024, 08:30 → 10:00 US/Eastern

Beschreibung <https://cern.zoom.us/j/62859255670?pwd=ZGR6bm1NbDNoaDExYWxkMmF4MUxlUT09>


Es gibt eine zugehörige Notiz zu dieser Veranstaltung [Anzeigen](#).

08:30 → 08:40 **Announcements** 🕒 10m

Sprecher: Charlotte Van Hulse, Dr. Stefan Diehl (JLU Giessen and UCONN)

epic_SIDIS_PWG_M...

→ New LUT tables have been announced to the WG and people have been encouraged to look into them with their studies



SIDIS Working Group

SIDIS WG meeting

Dienstag 11.06.2024, 08:25 → 10:00 US/Eastern

Beschreibung <https://cern.zoom.us/j/62859255670?pwd=ZGR6bm1NbDNoaDEeYWxkMmF4MUxlUT09>

08:30 → 08:40 **Announcements**

🕒 10m

Sprecher: Charlotte Van Hulse, Dr. Stefan Diehl (JLU Giessen and UCONN)

08:40 → 09:00 **PID studies**

🕒 20m

Sprecher: Lorenzo Polizzi

📎 SIDIS_PWG_Polizzi...

PARTICLE IDENTIFICATIONS IN SIDIS RECONSTRUCTIONS

SIDIS PWG meeting for ePIC

June 11° 2024

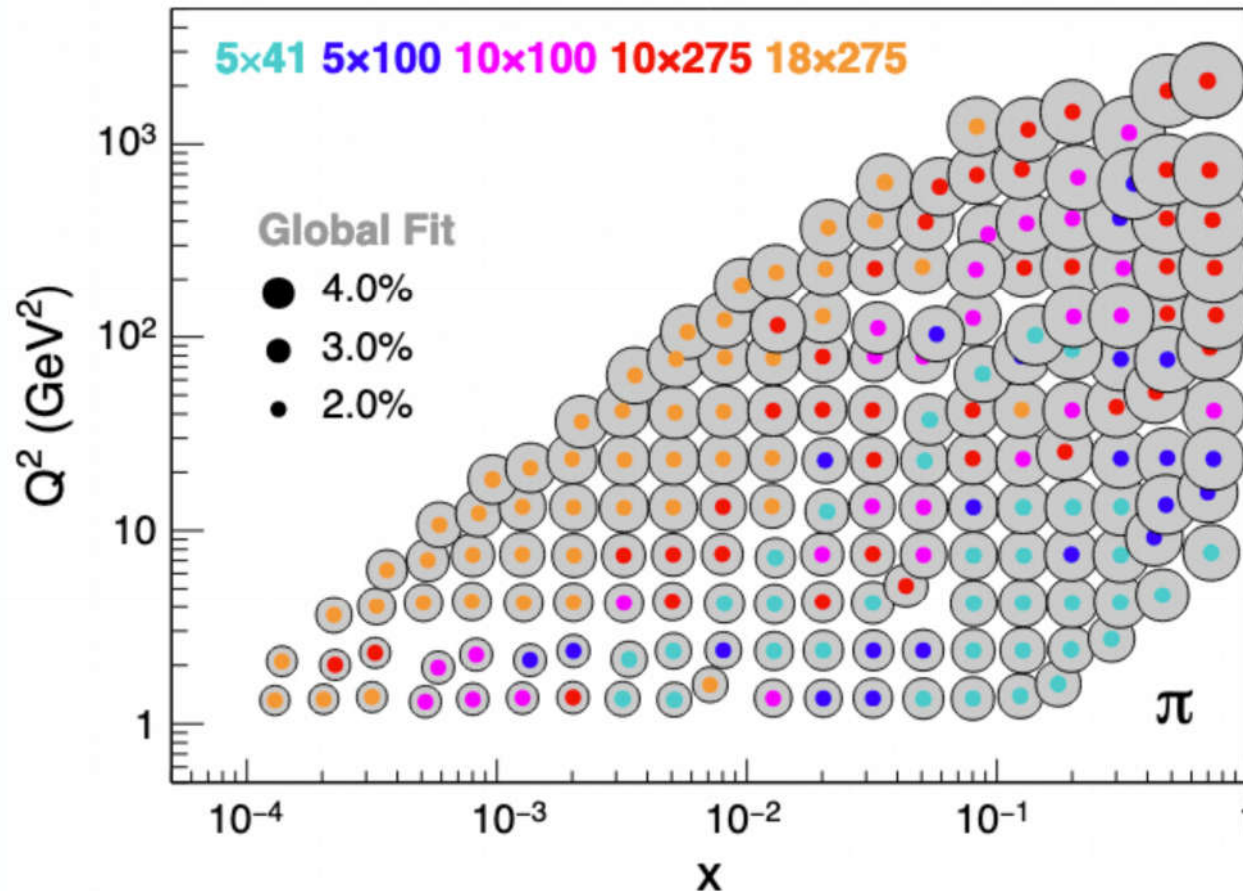
Lorenzo Polizzi | University of Bologna



SIDIS Working Group

Plot 1: Expected statistical uncertainty of Unpolarized TMD PDFs

plot by: Gregory Matousek



work ongoing

...

New impact studies available from the theory group:

L. Rossi, M. Radici,
A. Bacchetta

➔ Presentation planned for next Tuesday

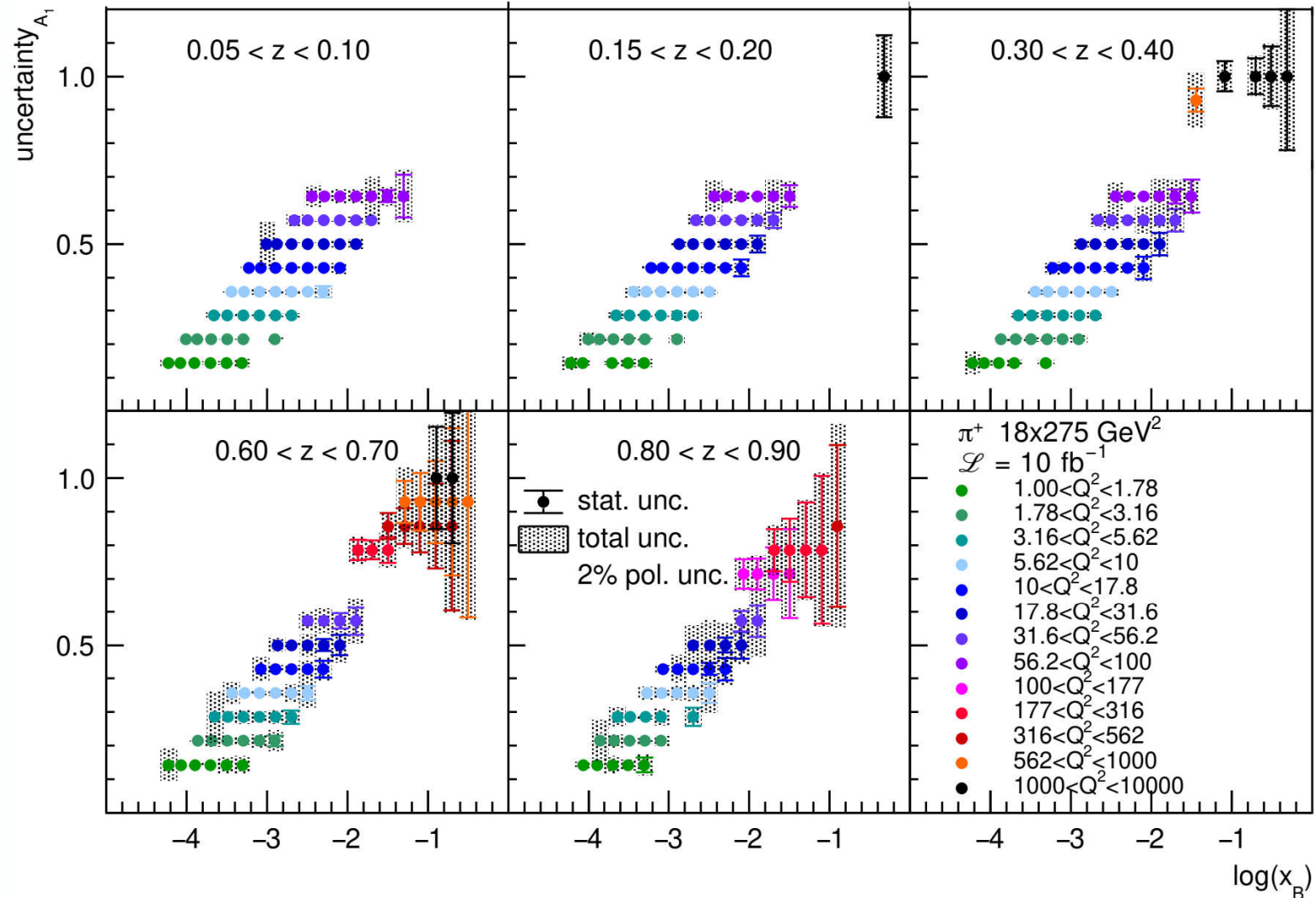
The plot shows the expected statistical uncertainties and the coverage from the different beam energies for the extraction of unpolarized TMD PDFs



SIDIS Working Group

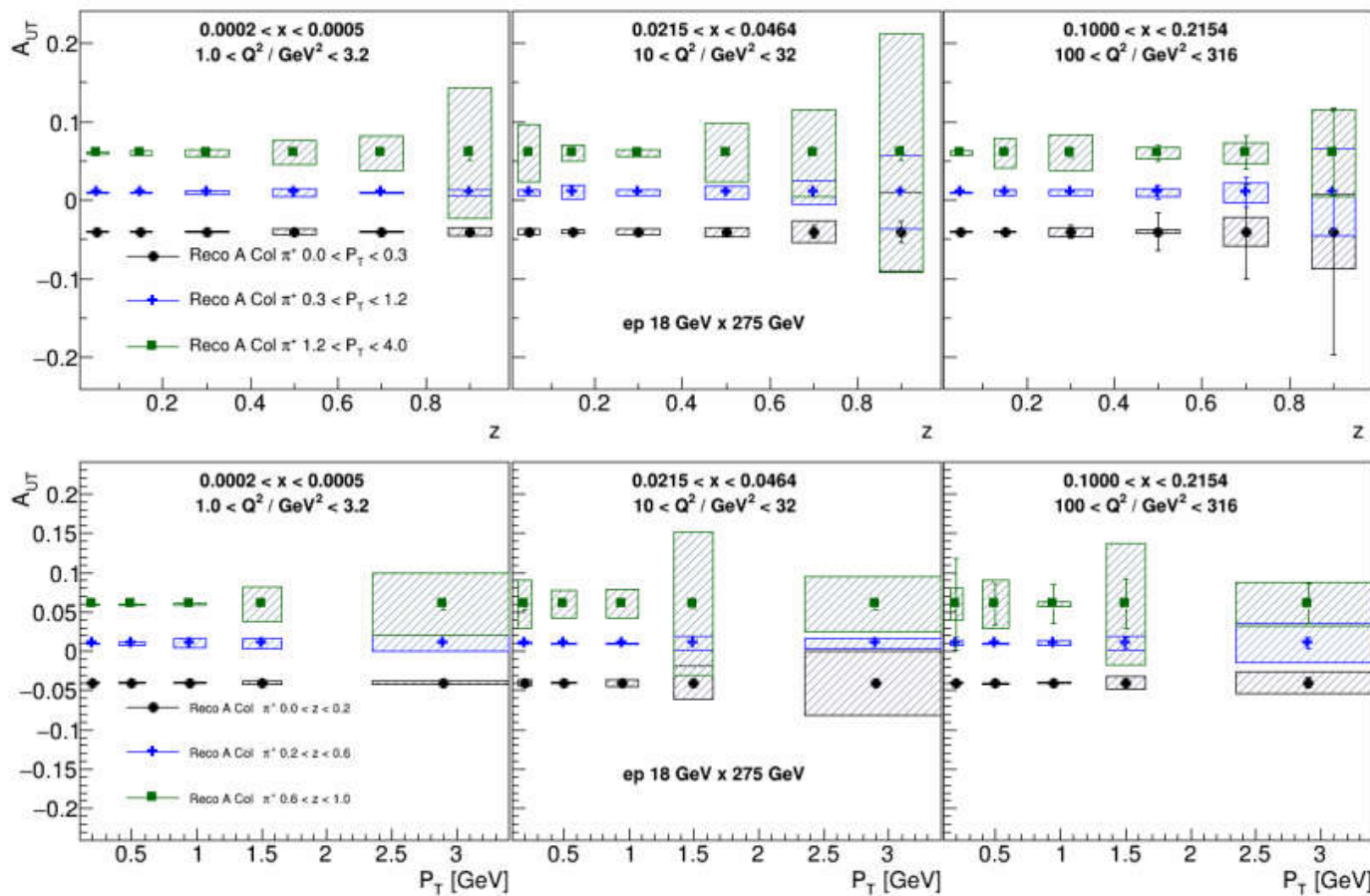
Plot 1: Statistical and total uncertainty of A_{LL} of π^+ for helicity PDFs

plot by: Charlotte van Hulse



ePIC SIDIS Working Group

Plot 3 (maybe): A_{UT} for polarised TMD PDFs plot based on ECCE by: Ralf Seidl



Also available for the Sivers asymmetry

→ Timeline needs to be re-confirmed with Ralf

Figure 9: Projected π^+ Collins asymmetry statistical and systematic uncertainties as a function of either z (top panel) in bins of P_T or as a function of P_T in bins of z (bottom panel) for three select x and Q^2 bins. The asymmetries are shown at arbitrary values for better visibility. The statistical uncertainties are extrapolated to an accumulated luminosity of $10\ \text{fb}^{-1}$ for the $18\ \text{GeV} \times 275\ \text{GeV}$ energy option. For better visibility either 4 bins in P_T and 2 bins in z were combined or vice versa.