






End-Rings Received!







0.25 inch




End Rings Arrival & Verification:

- Received from Purdue University yesterday.
- Goals for today:
 - Unpack and place on granite table.
 - Verify they are identical and the correct size.
 - BNL contact will help verify structure.
- Deadline: Confirm specifications by end of this week or early next week.

End-rings Installation:

- Installed to hold end rings.
- Add two fixings to prevent asymmetric tension.



Foam Installation (few days):

- Install end rings, then foam on dodecahedron faces.
- Align 8020 correctly before/during installation due to increased weight.
- Finalize alignment next week.

Z-Axis Alignment (1 day):

- Critical for even cutting of foam surfaces.
- Training session on alignment.
- Ensure everyone attends for redundancy in verification.

Milling Preparation (20 days):

- Purchase vacuum cleaner and 150 bags.
- Provide masks and goggles.
- Maintain a clean environment during cutting.
- Timeline: Approximately one month for cutting completion.