

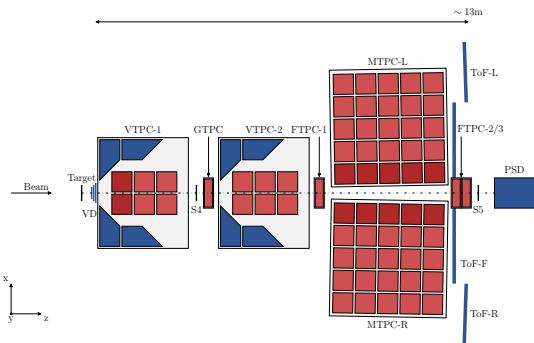
## Mean pion multiplicities in Ar+Sc collisions

Michał Naskręt

WFiA UW,  
for the NA61/SHINE collaboration

August 10, 2017

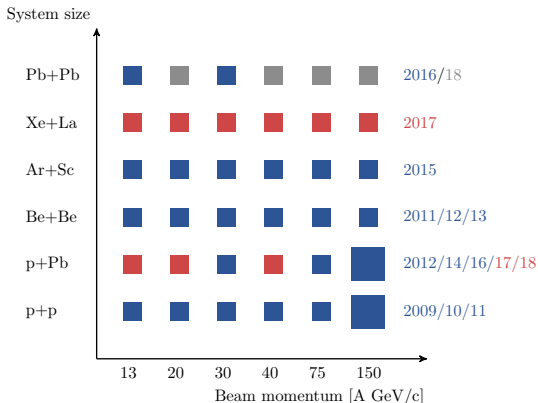
# The NA61/SHINE detector



- **Fixed target** experiment,
- Located at the **SPS** accelerator,
- **Large acceptance** spectrometer – coverage of the full forward hemisphere, down to  $p_T = 0$ ,
- Selection of **events based on forward energy** (projectile spectators) measured in PSD.

# Strong interactions programme at NA61/SHINE

The NA61/SHINE performs a 2D scan over system size and collision energy to study the phase diagram of strongly interacting matter in temperature and baryon density.



■ Data taken,  
■ Large statistics data taken,

■ Data taking scheduled,  
■ Data taking planned,

# Strong interactions programme at NA61/SHINE

In this talk news on  $4\pi$  mean  $\pi^-$  multiplicity in  $^{40}\text{Ar}+^{45}\text{Sc}$  collision in 5% most violent collisions will be presented.

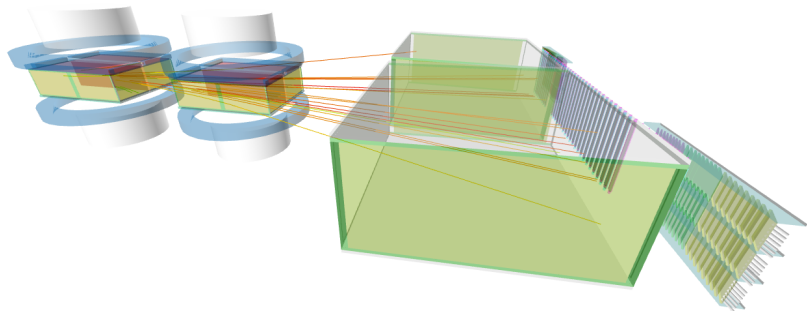
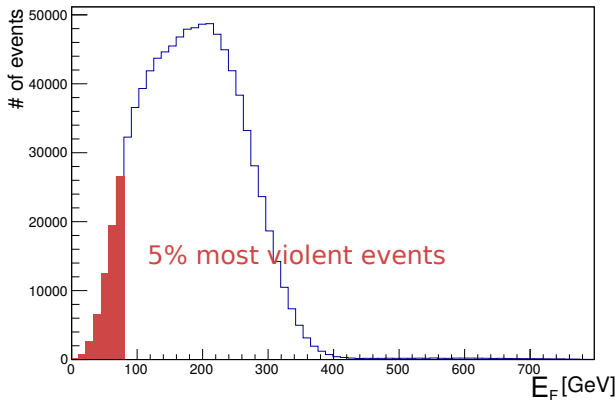


Figure: [shine3d.web.cern.ch/shine3d/](http://shine3d.web.cern.ch/shine3d/)

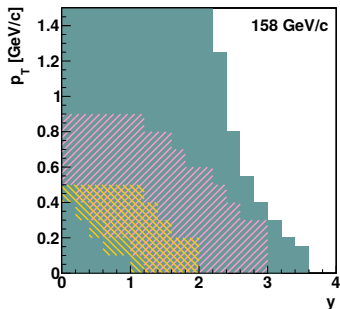
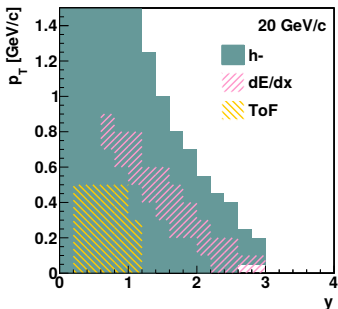
# Event classes

Event (centrality) classes are **chosen using the forward energy**,  $E_F \approx$  energy of projectile spectators.  $E_F$  is measured by the PSD zero-degree calorimeter. This is an important feature of NA61/SHINE.

Example for Ar+Sc at 13A GeV/c



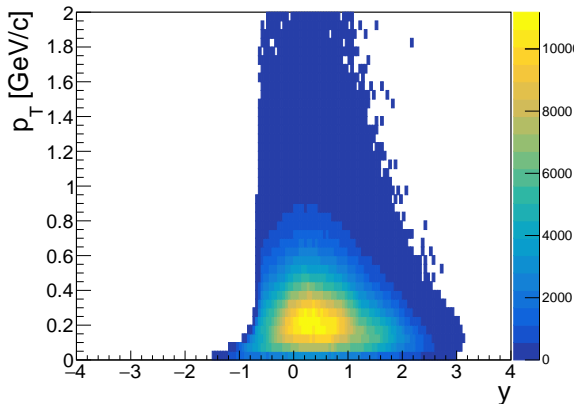
# PID methods in NA61/SHINE



- $dE/dx$  method estimates multiplicities of  $\pi^\pm$ ,  $K^\pm$ ,  $p$  and  $\bar{p}$  using energy loss measurements in TPCs,
- $tof-dE/dx$  method estimates multiplicities of  $\pi^\pm$ ,  $K^\pm$ ,  $p$  and  $\bar{p}$  using energy loss and particle time of flight measurements in ToFs,
- $h^-$  method estimates multiplicities of  $\pi^-$  based on the fact that the majority of negatively charged hadrons produced in p+p and A+A collisions are  $\pi^-$ .

# The $h^-$ method

Example for  $^{40}\text{Ar}+^{45}\text{Sc}$  at 19A GeV/c



The  $h^-$  method is used to extract  $\pi^-$  spectra in Ar+Sc interactions at different beam momenta. Results refer to pions produced by strong interaction processes and in electromagnetic decays of produced hadrons.

# The $h^-$ method

- The experimental data undergoes series of **quality cuts**.
- Spectra of negatively charged particles are determined using the selected events and tracks,
- The spectra are **corrected for acceptance, reconstruction efficiency and contamination of particles other than primary  $\pi^-$  mesons** by EPOS 1.99 Monte Carlo model<sup>1</sup>.
- Mean  $\pi^-$  multiplicity in  $4\pi$  is estimated by summing up the measured spectra and correcting it for missing acceptance by extrapolation.

---

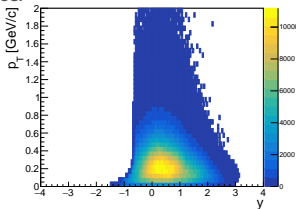
<sup>1</sup>Liu et al. *PRC* 74.



# The $h^-$ method

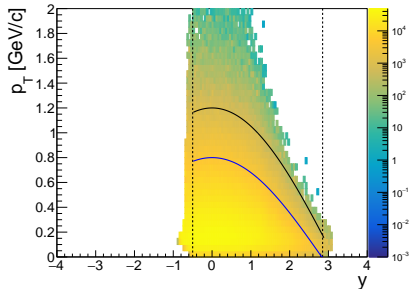
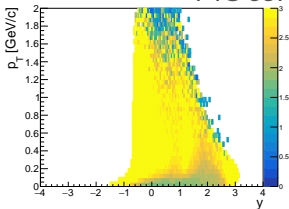
Example for  $^{40}\text{Ar} + ^{45}\text{Sc}$  at 19A GeV/c

Raw data



×

MC corrections

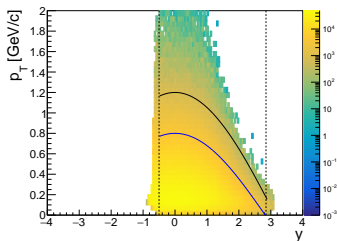


Corrected  $\pi^-$  spectrum

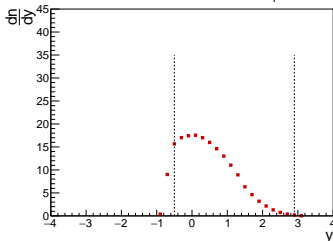
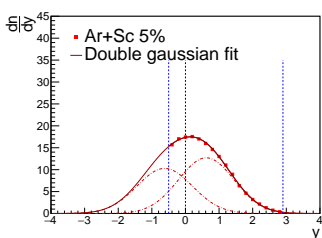
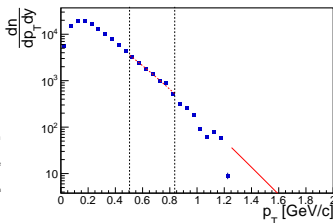
# Extrapolation to $4\pi$ acceptance

Example for  $^{40}\text{Ar} + ^{45}\text{Sc}$  at 19A GeV/c

Extrapolation in  $p_T$



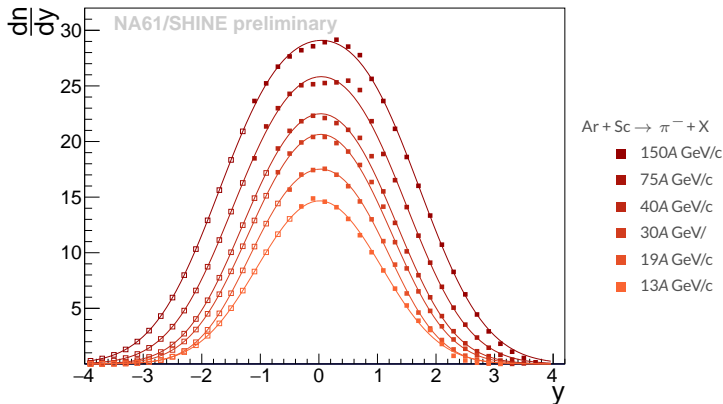
Extrapolation for  $y_c(1.55, 1.6)$



Sum

Fitting Gaussians

# Results: $\pi^-$ rapidity spectra



- $\pi^-$  spectra measured in large acceptance:  $p_T$  down to 0, in full forward hemisphere.
- Rapidity spectra are approximately gaussian, independently of the collision energy,
- Only statistical uncertainties plotted.

# Mean number of wounded nucleons $\langle W \rangle$

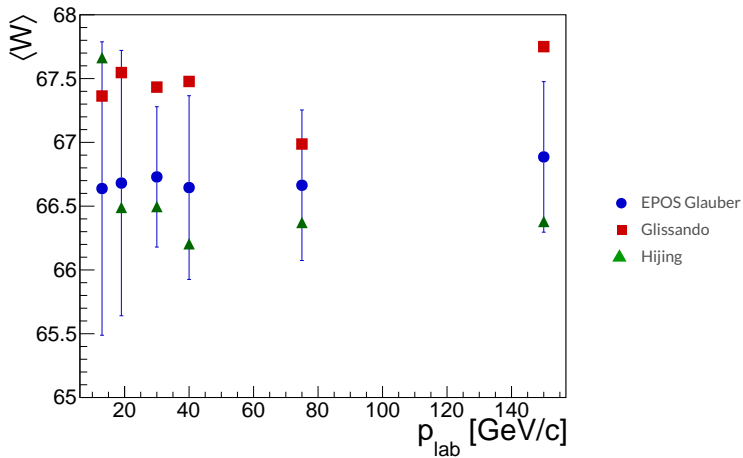
- Mean number of wounded nucleons (nucleons interacting inelastically calculated within the Glauber model)  $\langle W \rangle$  obtained using **EPOS 1.99**<sup>2</sup> Monte Carlo,
- Systematic and statistical uncertainties plotted. Systematic uncertainties are based on the uncertainty of p+p inelastic collision cross section and the difference between EPOS and Hijing values.
- $\langle W \rangle$  calculated from EPOS is  $< 1\%$  larger than that from Glissando<sup>3</sup>,
- 5% most violent events chosen based on the number of projectile spectators. **Event selection based on the full simulation of the PSD response is under way.** Uncertainty coming from the selection is not shown here.

---

<sup>2</sup>Liu et al. *PRC* 74.

<sup>3</sup>Rybczyński et al. *Comp. Phys. Comm.* 185.6.

# Mean number of wounded nucleons $\langle W \rangle$



Example of 5% most violent Ar+Sc collisions

# Results: $\langle\pi^{-}\rangle$ and $\langle W\rangle$

Preliminary results for  $4\pi$ , 5% event class  $\langle\pi^{-}\rangle$  and  $\langle W\rangle$  for Ar+Sc at different SPS momenta.

- Systematic uncertainty of  $\langle\pi^{-}\rangle$  is estimated to be 5% based on previous NA61/SHINE analysis<sup>4</sup>.

	$p_{\text{lab}}$ [A GeV/c]	$\langle\pi^{-}\rangle$	$\langle W\rangle$
Ar+Sc	13	$38.46 \pm 1.92$	$66.63 \pm 0.50$
	19	$48.03 \pm 2.40$	$66.68 \pm 1.02$
	30	$59.72 \pm 2.98$	$66.72 \pm 0.50$
	40	$66.28 \pm 3.31$	$66.64 \pm 0.57$
	75	$86.12 \pm 4.30$	$66.66 \pm 0.52$
	150	$108.92 \pm 5.44$	$66.88 \pm 0.50$

<sup>4</sup>N. Abgrall et al. *EPJ C* 74.3, p. 1.

# Isospin correction

In order to compare results obtained for different systems, the **isospin correction** should be taken into account. To this end phenomenological formulas are used

$$\langle \pi^- \rangle_{N+N} = \langle \pi^- \rangle_{p+p} + \frac{1}{3}$$

$$\langle \pi^- \rangle_{Au+Au}^I = (\langle \pi^- \rangle_{Au+Au} + \langle \pi^+ \rangle_{Au+Au})/2$$

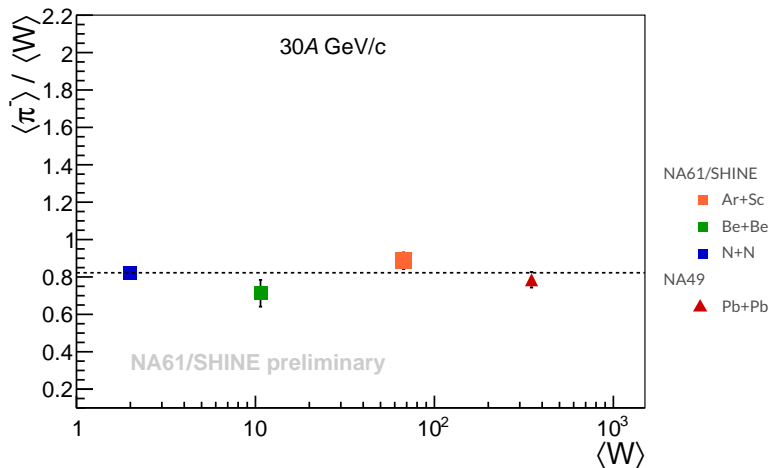
The correction is only applied to measurements where its effect is the strongest. This assumption is based on the compilation of the world data presented in<sup>5</sup> and the model presented therein.

Where needed, the data is corrected for slight differences in beam momentum.

---

<sup>5</sup>Golokhvastov. *Physics of Atomic Nuclei* 64.1, p. 84.

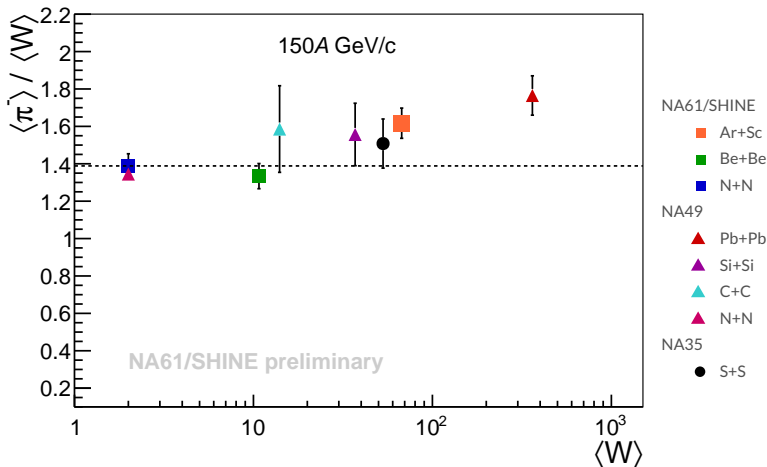
# Results: $\langle \pi^- \rangle / \langle W \rangle$ ratio



- No increase with system size,
- Systematic and statistical uncertainties plotted.



# Results: $\langle \pi^- \rangle / \langle W \rangle$ ratio



- Data suggests monotonic increase with system size at 150A GeV/c. **Ar+Sc and Be+Be measurements in line.**
- Systematic and statistical uncertainties plotted.

# The "Kink" plot

The Fermi statistical model predicts linear increase of  $\langle\pi\rangle/\langle W\rangle$  with the Fermi energy measure

$$F = \left[ \frac{(\sqrt{s_{NN}} - 2m_N)^3}{\sqrt{s_{NN}}} \right]^{1/4}$$

An increase of the slope of  $\langle\pi\rangle/\langle W\rangle$  - **KINK** - at the onset of deconfinement is predicted by the SMES<sup>6</sup> due to the larger number of effective degrees of freedom in comparison to HRG.

---

<sup>6</sup>Gazdzicki and Gorenstein. *APP B30*.

## Estimation of $\langle\pi\rangle$ from $\langle\pi^{-}\rangle$

As for the NA61 Ar+Sc, Be+Be and p+p data we only have the  $\langle\pi^{-}\rangle$  value, the multiplicities of  $\langle\pi^{+}\rangle$  and  $\langle\pi^{0}\rangle$  are as:

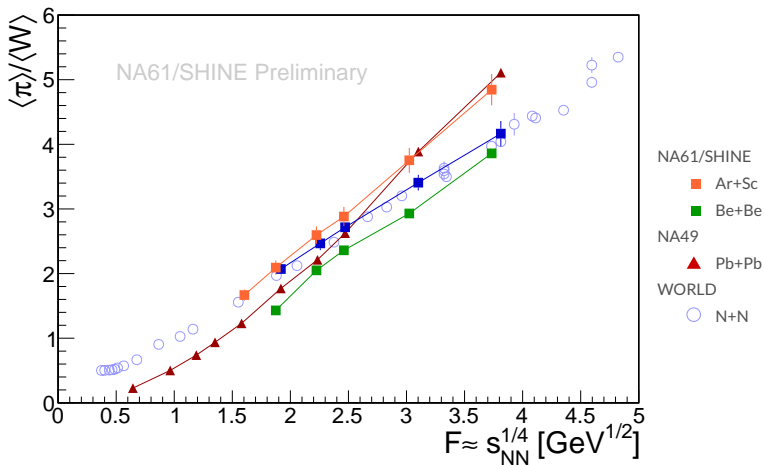
$$\langle\pi\rangle_{\text{N+N}} = 3\langle\pi^{-}\rangle_{\text{N+N}}$$

$$\langle\pi\rangle_{\text{Ar+Sc}} = 3\langle\pi^{-}\rangle_{\text{Ar+Sc}}$$

$$\langle\pi\rangle_{\text{Be+Be}} = 3\langle\pi^{-}\rangle_{\text{Be+Be}}$$

This approach is motivated by the fact that the **NA61/SHINE acceptance is the largest for  $\pi^{-}$** .

# The "Kink" plot



- At high SPS energies Be+Be approximately follows p+p, whereas Ar+Sc follows Pb+Pb.
- At low SPS energies no simple systematic is observed. The reason might be physical or due to systematic bias in  $\langle W \rangle$  estimate. Full simulation of fragmentation process and PSD response is needed.

# Summary

- Preliminary results on  $\pi^-$  multiplicities in 5% most violent collisions of Ar+Sc at  $p_{\text{lab}} = 13A, 19A, 30A, 40A, 75A, 150A$  GeV/c are presented.
- The  $\langle\pi^-\rangle/\langle W\rangle$  system size dependence is compared with other systems.
- The system size and energy dependence of the  $\langle\pi^-\rangle/\langle W\rangle$  ratio was discussed in the context of previous measurements on other collision systems.
- **At high SPS energies Ar+Sc follows Pb+Pb.**
- **At low SPS energies no simple systematic is observed.**
- **Full simulation of fragmentation process and PSD response is urgently needed.**

Thank you for your attention.