REVISION HISTORY				
ZONE	REV	DESCRIPTION	DATE	APPROVED
	E	CHANGED MATERIAL SPECIFICAION CHANGED FLATNESS SPECIFICATION	6/14/2018	richadmin
	F	8.67 WAS 9.05 / 3.1 WAS 3.0	9/6/2018	richadmin

Notes:
1. Material: REFER TO CURRENT REVISION OF DOCUMENT SP-DS-OHC-001 SECTION 3.1
   Coating: REFER TO CURRENT REVISION OF DOCUMENT SP-DS-OHC-001 SECTION 3.2 (E)
2. ALL DIMENSIONS ARE IN mm
3. FLATNESS TOLERANCE IS FOR UNRESTRAINED STATE. RESTRAINING TILE FLAT AFTER MACHINING SHOULD NOT EFFECT TILE EFFECIENCY OR CAUSE ANY DAMAGE..

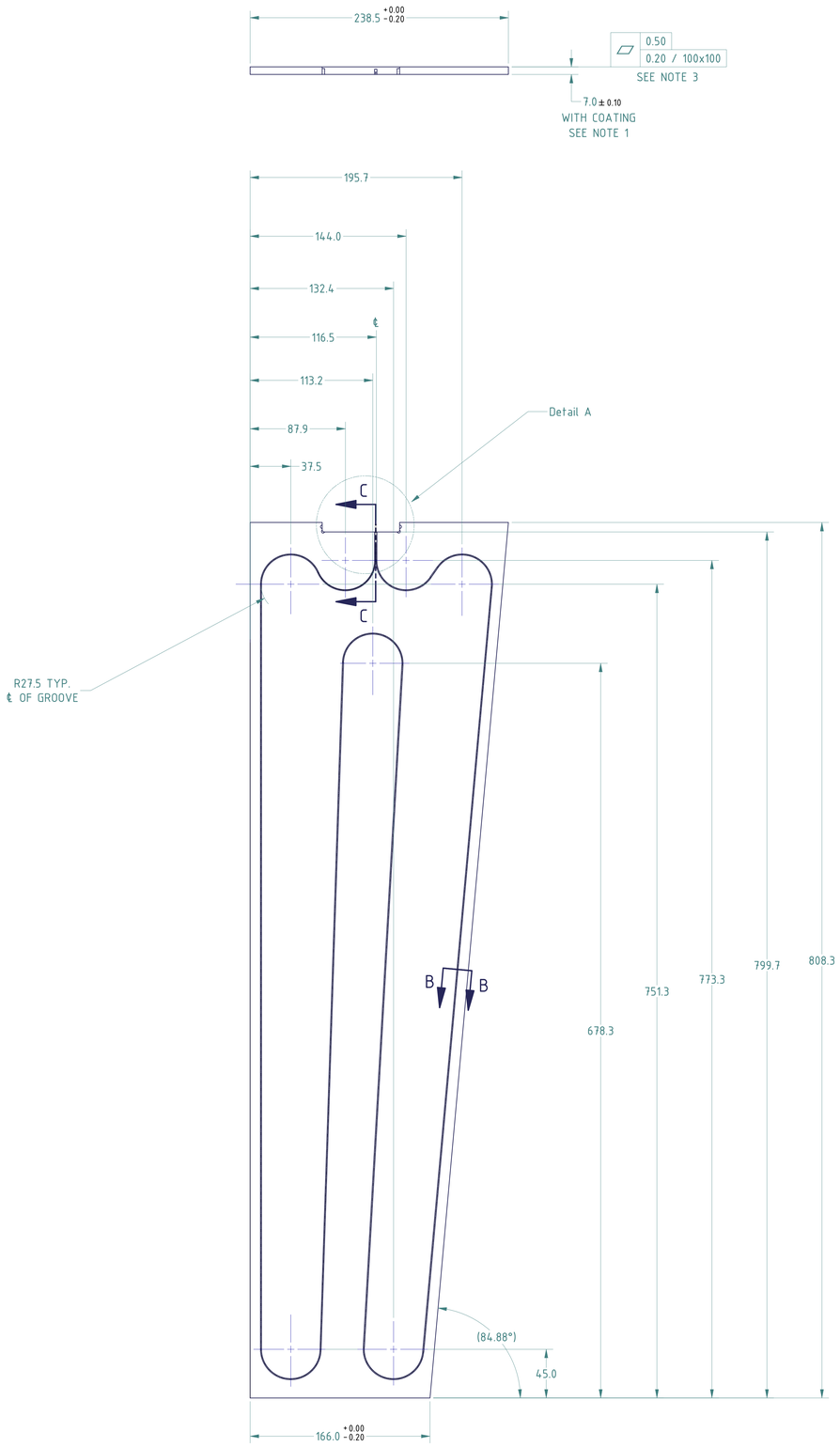

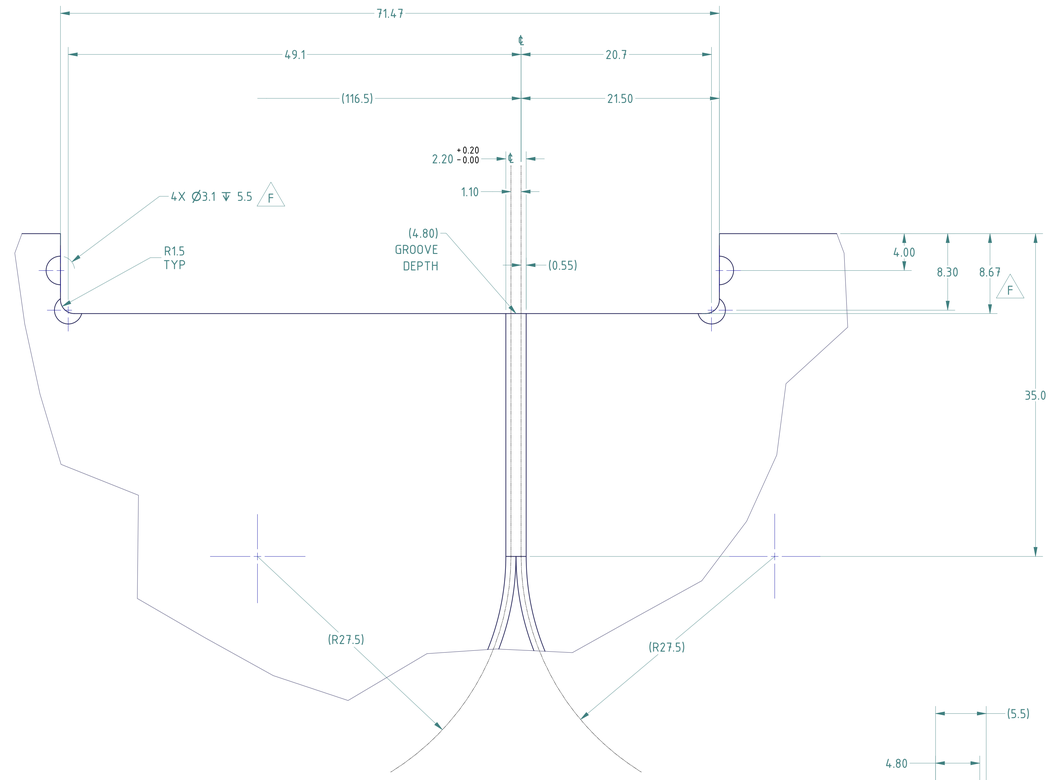

DETAIL A
SCALE 4 : 1

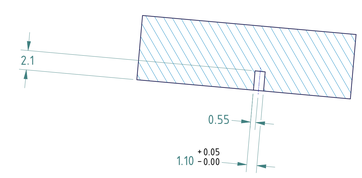

SECTION B-B
SCALE 4 : 1
GROOVE SIZE

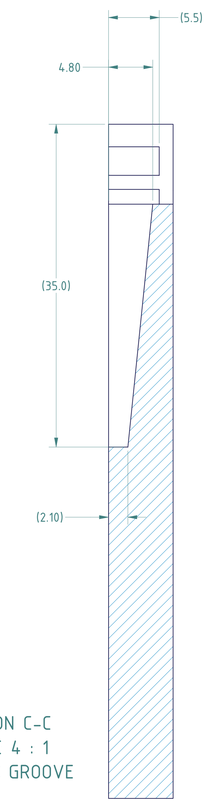

SECTION C-C
SCALE 4 : 1
TAPERED GROOVE

THIRD ANGLE PROJECTION

INTERPRET IN GENERAL ACCORDANCE WITH ASME Y14.5M-1994
UNLESS OTHERWISE SPECIFIED:
ALL DIMENSIONS ARE IN INCHES [mm]
DECIMAL TOLERANCES
X.X ± 0.05
X.XX ± 0.021
X.XXX ± 0
ANGLES ± 0.5
FINISH: BREAK EDGES:
MAX: 0.38 MIN: 0.021

OUTSTANDING ECN NUMBERS

DRAWN BY:	J. RUGGIERO	6/15/2018
REVIEWED BY:	J. FINN-VEIRS	6/15/2018
DESIGNER APPROVAL:	J. FALLS	6/21/2018
SUPERVISOR APPROVAL:	G. LYNCH	6/21/2018
DESIGN APPROVAL:	J. VOLTERRA	6/21/2018
Q.A. APPROVAL:	GOT HAVEWUT	6/26/2018
SAFETY ENGINEER:	A. FRANZ	6/26/2018

sPHENIX

BROOKHAVEN NATIONAL LABORATORY
BROOKHAVEN SCIENCE ASSOCIATES
UPTON, NY 11973

PROJECT: HCAL
DESCRIPTION: Outer HCAL Tile 1

SIZE	DRAWING NUMBER	REV
E	205-0100-0021	E

Q.A. CATEGORY: A3 SCALE: 1 / 2 WEIGHT: N/A SHEET: 1 OF 1